

Robust Multiple Regression Report

Dataset C:\Users\Dr_Ia\Desktop\BHTotalDataSaleDateAvValues313jan2023.NCSS

Dependent Ln_Sale_Price

Warning: At least one value was reset to 0.0 because it was less than the NCSS machine zero of 1E-20. To change the machine zero, choose File > System Options (or Report Options) from the menu and select the Constants tab.

Warning: Variable(Dummy_2010) has been zeroed out. Remove it to prevent errors!

Run Summary Report

Item	Value	Rows	Value
Dependent Variable	Ln_Sale_Price	Number Processed	1816
Number Ind. Variables	10	Number Used in Estimation	1640
Weight Variable	None	Number Filtered Out	0
Robust Method	Huber's Method	Number with X's Missing	176
Tuning Constant	1.345	Number with Weight Missing	0
MAD Scale Factor	0.6745	Number with Y Missing	0
		Sum of Robust Weights	1554.447
Run Information	Value		
Iterations	10		
Max % Change in any Coef	0.000		
R ² after Robust Weighting	0.3573		
S using MAD	0.61		
S using MSE	0.58		
Completion Status	Warnings Issued		

Descriptive Statistics

Variable	Count	Mean	Standard Deviation	Minimum	Maximum
LnDistMM	1640	7.576	0.384	6.07836528464396	8.42938681937449
Dummy_2000	1640	0.557	0.484	0	1
Dummy_2005	1640	0.333	0.459	0	1
Dummy_2010	1640	0.110	0.305	0	1
Dummy_2015	1640	0.164	0.360	0	1
Dummy_2019	1640	0.170	0.366	0	1
LNHouse_Floor_area_sqm	1640	4.715	0.479	0	5.73334127689775
LNBedrooms	1640	1.026	0.295	0	1.6094379124341
LNBedrooms	1640	0.098	0.247	0	1.6094379124341
LNCarSpaces	1640	0.390	0.458	0	1.6094379124341
Ln_Sale_Price	1640	11.901	0.717	8.97716794922457	14.2996151743374

Robust Multiple Regression Report

Dataset C:\Users\Dr_Ia\Desktop\BHTotalDataSaleDateAvValues313jan2023.NCSS

Dependent Ln_Sale_Price

Warning: At least one value was reset to 0.0 because it was less than the NCSS machine zero of 1E-20. To change the machine zero, choose File > System Options (or Report Options) from the menu and select the Constants tab.

Warning: Variable(Dummy_2010) has been zeroed out. Remove it to prevent errors!

Robust Iterations - Coefficients

Robust Iteration	Max Percent Change in Coefficients	b(0)	b(1)	b(2)	b(3)
0		8.83365	0.30031	-0.79152	-0.36954
1	73.822	8.56827	0.31979	-0.79849	-0.35058
2	177.809	7.90968	0.32232	-0.17634	0.27278
3	352.663	8.52698	0.32258	-0.79822	-0.34925
4	111.356	8.13785	0.32262	-0.40914	0.03966
5	980.990	8.52697	0.32263	-0.79816	-0.34940
6	0.029	8.52702	0.32264	-0.79816	-0.34941
7	149.985	8.00298	0.32264	-0.27410	0.17465
8	47.220	8.08546	0.32264	-0.35657	0.09218
9	479.052	8.52705	0.32264	-0.79816	-0.34941
10	0.000	8.52705	0.32264	-0.79816	-0.34941

Robust Iterations - Residuals

Robust Iteration	Max Percent Change in Coefficients	Percentiles of Absolute Residuals			
		25th	50th	75th	100th
0		0.188	0.410	0.726	3.243
1	73.822	0.190	0.409	0.718	3.306
2	177.809	0.191	0.409	0.712	3.313
3	352.663	0.191	0.408	0.712	3.314
4	111.356	0.191	0.408	0.712	3.314
5	980.990	0.191	0.408	0.712	3.314
6	0.029	0.191	0.408	0.712	3.314
7	149.985	0.191	0.408	0.712	3.314
8	47.220	0.191	0.408	0.712	3.314
9	479.052	0.191	0.408	0.712	3.314
10	0.000	0.191	0.408	0.712	3.314

Robust Multiple Regression Report

Dataset C:\Users\Dr_Ia\Desktop\BHTotalDataSaleDateAvValues313jan2023.NCSS

Dependent Ln_Sale_Price

Warning: At least one value was reset to 0.0 because it was less than the NCSS machine zero of 1E-20. To change the machine zero, choose File > System Options (or Report Options) from the menu and select the Constants tab.

Warning: Variable(Dummy_2010) has been zeroed out. Remove it to prevent errors!

Regression Coefficients T-Tests Assuming Fixed Weights

Independent Variable	Regression Coefficient b(i)	Standard Error Sb(i)	Standard-ized Coefficient	T-Statistic to Test H0: $\beta(i)=0$	Prob Level	Reject H0 at 5%?
Intercept	8.52705	0.310876	0.0000	27.429	0.0000	Yes
LnDistMM	0.32264	0.037750	0.1726	8.547	0.0000	Yes
Dummy_2000	-0.79816	0.054155	-0.5382	-14.739	0.0000	Yes
Dummy_2005	-0.34941	0.050928	-0.2235	-6.861	0.0000	Yes
Dummy_2010	0.00000	0.000000	0.0000	0.000	1.0000	No
Dummy_2015	0.57532	0.048027	0.2889	11.979	0.0000	Yes
Dummy_2019	0.56604	0.047513	0.2885	11.913	0.0000	Yes
LNHouse_Floor_area_sqm	0.10065	0.030272	0.0672	3.325	0.0009	Yes
LNBedrooms	0.69429	0.052426	0.2852	13.243	0.0000	Yes
LNBedrooms	0.20308	0.061986	0.0701	3.276	0.0011	Yes
LNCarSpaces	0.24035	0.033192	0.1535	7.241	0.0000	Yes

Regression Coefficients T-Tests Assuming Random Weights

Independent Variable	Regression Coefficient b(i)	Standard Error Sb(i)	Standard-ized Coefficient	T-Statistic to Test H0: $\beta(i)=0$	Prob Level	Reject H0 at 5%?
Intercept	8.52705	0.335752	0.0000	25.397	0.0000	Yes
LnDistMM	0.32264	0.040802	0.1726	7.907	0.0000	Yes
Dummy_2000	-0.79816	0.059025	-0.5382	-13.522	0.0000	Yes
Dummy_2005	-0.34941	0.055658	-0.2235	-6.278	0.0000	Yes
Dummy_2010	0.00000	0.000000	0.0000	0.000	1.0000	No
Dummy_2015	0.57532	0.052266	0.2889	11.008	0.0000	Yes
Dummy_2019	0.56604	0.051361	0.2885	11.021	0.0000	Yes
LNHouse_Floor_area_sqm	0.10065	0.031720	0.0672	3.173	0.0015	Yes
LNBedrooms	0.69429	0.056064	0.2852	12.384	0.0000	Yes
LNBedrooms	0.20308	0.066910	0.0701	3.035	0.0024	Yes
LNCarSpaces	0.24035	0.036172	0.1535	6.644	0.0000	Yes

Robust Multiple Regression Report

Dataset C:\Users\Dr_Ia\Desktop\BHTotalDataSaleDateAvValues313jan2023.NCSS

Dependent Ln_Sale_Price

Warning: At least one value was reset to 0.0 because it was less than the NCSS machine zero of 1E-20. To change the machine zero, choose File > System Options (or Report Options) from the menu and select the Constants tab.

Warning: Variable(Dummy_2010) has been zeroed out. Remove it to prevent errors!

Regression Coefficients Confidence Intervals Assuming Fixed Weights

Independent Variable	Regression Coefficient b(i)	Standard Error Sb(i)	Lower 95% Conf. Limit of $\beta(i)$	Upper 95% Conf. Limit of $\beta(i)$
Intercept	8.52705	0.310876	7.91775	9.13636
LnDistMM	0.32264	0.037750	0.24865	0.39663
Dummy_2000	-0.79816	0.054155	-0.90430	-0.69202
Dummy_2005	-0.34941	0.050928	-0.44923	-0.24960
Dummy_2010	0.00000	0.000000		
Dummy_2015	0.57532	0.048027	0.48119	0.66945
Dummy_2019	0.56604	0.047513	0.47292	0.65916
LNHouse_Floor_area_sqm				
	0.10065	0.030272	0.04132	0.15998
LNBedrooms	0.69429	0.052426	0.59154	0.79705
LNBedrooms	0.20308	0.061986	0.08159	0.32457
LNCarSpaces	0.24035	0.033192	0.17529	0.30540

Note: The T-Value used to calculate these confidence limits was 1.960.

Regression Coefficients Confidence Intervals Assuming Random Weights

Independent Variable	Regression Coefficient b(i)	Standard Error Sb(i)	Lower 95% Conf. Limit of $\beta(i)$	Upper 95% Conf. Limit of $\beta(i)$
Intercept	8.52705	0.335752	7.86899	9.18512
LnDistMM	0.32264	0.040802	0.24267	0.40261
Dummy_2000	-0.79816	0.059025	-0.91385	-0.68248
Dummy_2005	-0.34941	0.055658	-0.45850	-0.24033
Dummy_2010	0.00000	0.000000		
Dummy_2015	0.57532	0.052266	0.47288	0.67776
Dummy_2019	0.56604	0.051361	0.46538	0.66671
LNHouse_Floor_area_sqm				
	0.10065	0.031720	0.03848	0.16282
LNBedrooms	0.69429	0.056064	0.58441	0.80417
LNBedrooms	0.20308	0.066910	0.07193	0.33422
LNCarSpaces	0.24035	0.036172	0.16945	0.31124

Note: The T-Value used to calculate these confidence limits was 1.960.

Robust Multiple Regression Report

Dataset C:\Users\Dr_Ia\Desktop\BHTotalDataSaleDateAvValues313jan2023.NCSS

Dependent Ln_Sale_Price

Warning: At least one value was reset to 0.0 because it was less than the NCSS machine zero of 1E-20. To change the machine zero, choose File > System Options (or Report Options) from the menu and select the Constants tab.

Warning: Variable(Dummy_2010) has been zeroed out. Remove it to prevent errors!

Estimated Equation

Ln_Sale_Price =

$$8.52705495506964 + 0.32263862208881 * \text{LnDistMM} - 0.798162736176879 * \text{Dummy_2000} - 0.349414938661778 * \text{Dummy_2005} + 0 * \text{Dummy_2010} + 0.575318342392173 * \text{Dummy_2015} + 0.566040741097432 * \text{Dummy_2019} + 0.100648085887741 * \text{LNHouse_Floor_area_sqm} + 0.694292036639149 * \text{LNBedrooms} + 0.203076091894916 * \text{LNBathrooms} + 0.240345000883314 * \text{LNCarSpaces}$$
Analysis of Variance

Source	DF	R ²	Sum of Squares	Mean Square	F-Ratio	Prob Level
Intercept	1		220163.53	220163.53		
Model	10	0.3573	301.33	30.13	90.543	0.0000
Error	1629	0.6427	542.14	0.33		
Total(Adjusted)	1639	1.0000	843.47	0.51		

PRESS Report

Parameter	From PRESS Residuals	From Regular Residuals
Sum of Squared Residuals	759.85	542.14
Sum of Residuals	848.87	843.96
R ²	0.0991	0.3573

Normality Tests

Test Name	Test Statistic to Test H0: Normal	Prob Level	Reject H0 at 20%?
Shapiro Wilk	0.977	0.0000	Yes
Anderson Darling	6.705	0.0000	Yes
D'Agostino Skewness	-10.773	0.0000	Yes
D'Agostino Kurtosis	8.203	0.0000	Yes
D'Agostino Omnibus	183.350	0.0000	Yes

Robust Multiple Regression Report

Dataset C:\Users\Dr_Ia\Desktop\BHTotalDataSaleDateAvValues313jan2023.NCSS

Dependent Ln_Sale_Price

Warning: At least one value was reset to 0.0 because it was less than the NCSS machine zero of 1E-20. To change the machine zero, choose File > System Options (or Report Options) from the menu and select the Constants tab.

Warning: Variable(Dummy_2010) has been zeroed out. Remove it to prevent errors!

Serial Correlation of Residuals

Lag	Serial Correlation	Lag	Serial Correlation	Lag	Serial Correlation
1	0.1110	9	0.0261	17	0.0141
2	0.0526	10	-0.0096	18	0.0150
3	-0.0187	11	-0.0211	19	0.0164
4	0.0140	12	-0.0182	20	0.0446
5	0.0147	13	0.0011	21	0.0196
6	-0.0041	14	-0.0066	22	-0.0053
7	-0.0094	15	-0.0035	23	-0.0324
8	-0.0391	16	0.0269	24	-0.0145

Above serial correlations are significant if their absolute values are greater than 0.0494.

Durbin-Watson Test For Serial Correlation

Parameter	Test Statistic to Test H0: $\rho(1) = 0$?	Reject H0 at 20%?
Durbin-Watson Value	1.778	
Prob. Level: Positive Serial Correlation	0.0000	Yes
Prob. Level: Negative Serial Correlation	1.0000	No

Robust Multiple Regression Report

Dataset C:\Users\Dr_Ia\Desktop\BHTotalDataSaleDateAvValues313jan2023.NCSS

Dependent Ln_Sale_Price

Warning: At least one value was reset to 0.0 because it was less than the NCSS machine zero of 1E-20. To change the machine zero, choose File > System Options (or Report Options) from the menu and select the Constants tab.

Warning: Variable(Dummy_2010) has been zeroed out. Remove it to prevent errors!

R² Report

Independent Variable (IV)	Total R ² for this IV and IV's Above	Increase in R ² if this IV Included with IV's Above	Decrease in R ² if this IV was Removed	R ² if this IV was Fit Alone	Partial R ² if Adjusted for All Other IV's
LnDistMM	0.0558	0.0558	0.0288	0.0558	0.0429
Dummy_2000	0.0781	0.0223	0.0857	0.0219	0.1177
Dummy_2005	0.0972	0.0191	0.0186	0.0016	0.0281
Dummy_2010	0.0000	0.0000	0.0000	0.0305	0.0000
Dummy_2015	0.1308	0.0336	0.0566	0.0127	0.0810
Dummy_2019	0.2037	0.0729	0.0560	0.0086	0.0801
LNHouse_Floor_area_sqm	0.2134	0.0096	0.0044	0.0251	0.0067
LNBedrooms	0.3271	0.1137	0.0692	0.1658	0.0972
LNBedrooms	0.3366	0.0095	0.0042	0.0480	0.0065
LNCarSpaces	0.3573	0.0207	0.0207	0.0833	0.0312

Variable Omission Report

Independent Variable	R ² When I.V. Omitted	MSE When I.V. Omitted	Mallow's Cp When I.V. Omitted	H0: $\beta(i)=0$ Prob Level	R ² of Regress. of This I.V. on Other I.V.'s
Full Model	0.3573	0.33			
LnDistMM	0.3284	0.35	82.046	0.0000	0.0326
Dummy_2000	0.2715	0.38	226.226	0.0000	0.7041
Dummy_2005	0.3387	0.34	56.072	0.0000	0.6281
Dummy_2010	0.3573	0.33	9.000	1.0000	
Dummy_2015	0.3006	0.36	152.497	0.0000	0.3217
Dummy_2019	0.3013	0.36	150.931	0.0000	0.3271
LNHouse_Floor_area_sqm	0.3529	0.33	20.054	0.0009	0.0332
LNBedrooms	0.2881	0.37	184.383	0.0000	0.1491
LNBedrooms	0.3530	0.33	19.733	0.0011	0.1370
LNCarSpaces	0.3366	0.34	61.433	0.0000	0.1214

Robust Multiple Regression Report

Dataset C:\Users\Dr_Ia\Desktop\BHTotalDataSaleDateAvValues313jan2023.NCSS

Dependent Ln_Sale_Price

Warning: At least one value was reset to 0.0 because it was less than the NCSS machine zero of 1E-20. To change the machine zero, choose File > System Options (or Report Options) from the menu and select the Constants tab.

Warning: Variable(Dummy_2010) has been zeroed out. Remove it to prevent errors!

Sum of Squares and Correlations

Independent Variable	Sequential Sum of Squares	Incremental Sum of Squares	Last Sum of Squares	Simple Correlation	Partial Correlation
LnDistMM	47.09	47.09	24.31	0.2363	0.2072
Dummy_2000	65.91	18.82	72.29	-0.1479	-0.3430
Dummy_2005	81.99	16.08	15.67	0.0397	-0.1676
Dummy_2010	0.00	0.00	0.00	0.1747	0.0000
Dummy_2015	110.33	28.34	47.76	0.1127	0.2845
Dummy_2019	171.85	61.53	47.24	0.0927	0.2831
LNHouse_Floor_area_sqm	179.97	8.12	3.68	0.1583	0.0821
LNBedrooms	275.90	95.93	58.37	0.4072	0.3118
LNBedrooms	283.88	7.98	3.57	0.2192	0.0809
LNCarSpaces	301.33	17.45	17.45	0.2887	0.1766

Sequential Models Report

Independent Variable	Included R ²	Included F-Ratio	Included Prob Level	Omitted R ²	Omitted F-Ratio	Omitted Prob Level
LnDistMM	0.0558	96.847	0.0000	0.3014	84.883	0.0000
Dummy_2000	0.0781	69.380	0.0000	0.2791	88.423	0.0000
Dummy_2005	0.0972	58.714	0.0000	0.2601	94.154	0.0000
Dummy_2010	0.0000	0.000	1.0000	0.3573	150.905	0.0000
Dummy_2015	0.1308	49.179	0.0000	0.2265	114.784	0.0000
Dummy_2019	0.2037	69.643	0.0000	0.1535	97.262	0.0000
LNHouse_Floor_area_sqm	0.2134	63.238	0.0000	0.1439	121.554	0.0000
LNBedrooms	0.3271	99.107	0.0000	0.0301	38.202	0.0000
LNBedrooms	0.3366	91.878	0.0000	0.0207	52.433	0.0000
LNCarSpaces	0.3573	90.543	0.0000	0.0000		

Notes

1. INCLUDED variables are those listed from current row up (includes current row).
2. OMITTED variables are those listed below (but not including) this row.

Robust Multiple Regression Report

Dataset C:\Users\Dr_Ia\Desktop\BHTotalDataSaleDateAvValues313jan2023.NCSS

Dependent Ln_Sale_Price

Warning: At least one value was reset to 0.0 because it was less than the NCSS machine zero of 1E-20. To change the machine zero, choose File > System Options (or Report Options) from the menu and select the Constants tab.

Warning: Variable(Dummy_2010) has been zeroed out. Remove it to prevent errors!

Multicollinearity Report

Independent Variable	Variance Inflation Factor	R ² Versus Other I.V.'s	Tolerance	Diagonal of X'X Inverse
LnDistMM	1.0337	0.0326	0.9674	0.00428198731550488
Dummy_2000	3.3799	0.7041	0.2959	0.00881212165601373
Dummy_2005	2.6889	0.6281	0.3719	0.0077933914032493
Dummy_2010	0.0000			0
Dummy_2015	1.4744	0.3217	0.6783	0.00693079523206055
Dummy_2019	1.4862	0.3271	0.6729	0.00678310829565362
LNHouse_Floor_area_sqm	1.0343	0.0332	0.9668	0.00275360330354495
LNBedrooms	1.1752	0.1491	0.8509	0.00825857661811564
LNBedrooms	1.1588	0.1370	0.8630	0.0115449272746057
LNCarSpaces	1.1382	0.1214	0.8786	0.00331036195872612

Robust Residuals and Weights

Row	Actual Ln_Sale_Price	Predicted Ln_Sale_Price	Residual	Absolute Percent Error	Robust Weight
1	10.690	10.673	0.016	0.154	1.0000
2	12.708	11.446	1.263	9.935	0.6501
3	12.884	11.702	1.182	9.174	0.6944
4	12.133	11.507	0.626	5.157	1.0000
5	12.764	11.912	0.851	6.670	0.9641
6	10.731	10.748	-0.017	0.159	1.0000
7	10.953	11.142	-0.189	1.725	1.0000
8	10.672	10.989	-0.317	2.971	1.0000
9	11.856	10.481	1.375	11.601	0.5967
10	10.827	11.119	-0.292	2.698	1.0000
11	11.411	11.751	-0.340	2.977	1.0000
12	11.244	11.728	-0.484	4.304	1.0000
13	12.364	11.476	0.889	7.188	0.9236
14	11.651	11.823	-0.171	1.472	1.0000
15	11.763	11.853	-0.090	0.767	1.0000
16	10.314	10.706	-0.391	3.796	1.0000
17	10.933	11.460	-0.527	4.821	1.0000
18	11.855	11.110	0.745	6.284	1.0000
19	11.529	11.611	-0.082	0.711	1.0000
20	10.951	10.789	0.162	1.481	1.0000
21	11.666	11.562	0.104	0.893	1.0000
22	10.160	12.532	-2.371	23.341	0.3461
23	11.547	11.455	0.092	0.795	1.0000

Robust Multiple Regression Report

Dataset C:\Users\Dr_Ia\Desktop\BHTotalDataSaleDateAvValues313jan2023.NCSS

Dependent Ln_Sale_Price

Warning: At least one value was reset to 0.0 because it was less than the NCSS machine zero of 1E-20. To change the machine zero, choose File > System Options (or Report Options) from the menu and select the Constants tab.

Warning: Variable(Dummy_2010) has been zeroed out. Remove it to prevent errors!

Robust Residuals and Weights (Continued)

Row	Actual Ln_Sale_Price	Predicted Ln_Sale_Price	Residual	Absolute Percent Error	Robust Weight
24	10.843	10.904	-0.061	0.564	1.0000
25	11.632	11.470	0.162	1.394	1.0000
26	10.146	11.457	-1.311	12.919	0.6262
27	11.328	11.494	-0.166	1.465	1.0000
28	11.504	11.466	0.037	0.324	1.0000
29	11.569	11.443	0.126	1.090	1.0000
30	12.453	11.436	1.017	8.167	0.8071
31	11.533	11.455	0.077	0.670	1.0000
32	10.745	11.143	-0.398	3.706	1.0000
33	11.081	11.435	-0.354	3.197	1.0000
34	12.146	11.413	0.733	6.032	1.0000
35	12.352	11.399	0.953	7.717	0.8612
36	11.949	11.344	0.605	5.063	1.0000
37	10.150	11.473	-1.323	13.032	0.6205
38	11.512	11.496	0.016	0.139	1.0000
39	11.431	11.499	-0.068	0.598	1.0000
40	11.477	11.522	-0.045	0.394	1.0000
41	10.492	10.500	-0.008	0.076	1.0000
42	12.172	11.618	0.554	4.552	1.0000
43	12.510	11.566	0.944	7.550	0.8691
44	12.829	10.988	1.841	14.351	0.4458
45	12.172	11.877	0.295	2.425	1.0000
46	10.976	11.282	-0.306	2.787	1.0000
47	11.246	11.600	-0.354	3.144	1.0000
48	12.003	11.825	0.177	1.477	1.0000
49	11.731	11.641	0.089	0.761	1.0000
50	10.655	11.566	-0.911	8.549	0.9011
51	11.077	11.089	-0.012	0.109	1.0000
52	10.327	11.329	-1.003	9.709	0.8186
53	9.805	12.091	-2.286	23.320	0.3590
54	10.000	10.456	-0.457	4.568	1.0000
55	11.277	11.710	-0.433	3.843	1.0000
56	11.587	11.437	0.150	1.295	1.0000
57	10.813	11.603	-0.790	7.308	1.0000
58	9.983	10.607	-0.625	6.257	1.0000
59	10.327	11.541	-1.214	11.755	0.6761
60	11.175	11.555	-0.380	3.396	1.0000
61	11.038	11.464	-0.426	3.856	1.0000
62	10.841	11.228	-0.387	3.574	1.0000
63	11.396	11.584	-0.188	1.649	1.0000
64	10.329	10.653	-0.324	3.139	1.0000
65	11.892	11.470	0.422	3.549	1.0000
66	10.677	11.657	-0.980	9.180	0.8374

Robust Multiple Regression Report

Dataset C:\Users\Dr_Ia\Desktop\BHTotalDataSaleDateAvValues313jan2023.NCSS

Dependent Ln_Sale_Price

Warning: At least one value was reset to 0.0 because it was less than the NCSS machine zero of 1E-20. To change the machine zero, choose File > System Options (or Report Options) from the menu and select the Constants tab.

Warning: Variable(Dummy_2010) has been zeroed out. Remove it to prevent errors!

Robust Residuals and Weights (Continued)

Row	Actual Ln_Sale_Price	Predicted Ln_Sale_Price	Residual	Absolute Percent Error	Robust Weight
67	11.771	11.803	-0.033	0.277	1.0000
68	11.624	11.694	-0.069	0.596	1.0000
69	11.373	11.812	-0.439	3.861	1.0000
70	10.845	10.752	0.093	0.858	1.0000
71	11.247	11.507	-0.260	2.310	1.0000
72	10.721	10.784	-0.063	0.591	1.0000
73	9.641	11.913	-2.272	23.565	0.3613
74	10.979	11.844	-0.864	7.872	0.9496
75	11.120	11.784	-0.664	5.969	1.0000
76	11.849	11.713	0.135	1.143	1.0000
77	12.148	11.422	0.726	5.974	1.0000
78	12.558	11.854	0.704	5.606	1.0000
79	11.156	11.512	-0.356	3.187	1.0000
80	11.737	11.435	0.302	2.571	1.0000
81	11.549	11.116	0.433	3.748	1.0000
82	12.280	11.622	0.658	5.361	1.0000
83	11.406	11.454	-0.048	0.425	1.0000
84	12.659	11.865	0.794	6.269	1.0000
85	10.498	10.753	-0.255	2.432	1.0000
86	10.551	11.642	-1.091	10.339	0.7524
87	10.560	10.635	-0.075	0.711	1.0000
88	11.793	11.533	0.260	2.202	1.0000
89	10.977	11.146	-0.169	1.538	1.0000
90	9.789	10.382	-0.592	6.048	1.0000
91	11.323	10.876	0.447	3.948	1.0000
92	10.527	10.875	-0.348	3.304	1.0000
93	9.788	10.936	-1.147	11.721	0.7154
94	11.456	11.206	0.251	2.189	1.0000
95	10.979	10.941	0.038	0.350	1.0000
96	10.951	11.338	-0.387	3.537	1.0000
97	11.179	11.338	-0.159	1.421	1.0000
98	11.982	11.345	0.637	5.320	1.0000
99	10.750	11.418	-0.668	6.215	1.0000
100	10.962	11.234	-0.272	2.484	1.0000
101	9.785	10.574	-0.789	8.067	1.0000
102	10.044	11.265	-1.221	12.156	0.6722
103	11.020	11.026	-0.006	0.054	1.0000
106	10.159	10.635	-0.477	4.692	1.0000
107	11.937	11.405	0.532	4.460	1.0000
108	11.622	11.412	0.211	1.811	1.0000
109	12.596	11.861	0.735	5.835	1.0000
110	10.738	10.645	0.094	0.874	1.0000
111	11.953	11.519	0.434	3.629	1.0000

Robust Multiple Regression Report

Dataset C:\Users\Dr_Ia\Desktop\BHTotalDataSaleDateAvValues313jan2023.NCSS

Dependent Ln_Sale_Price

Warning: At least one value was reset to 0.0 because it was less than the NCSS machine zero of 1E-20. To change the machine zero, choose File > System Options (or Report Options) from the menu and select the Constants tab.

Warning: Variable(Dummy_2010) has been zeroed out. Remove it to prevent errors!

Robust Residuals and Weights (Continued)

Row	Actual Ln_Sale_Price	Predicted Ln_Sale_Price	Residual	Absolute Percent Error	Robust Weight
113	13.040	11.543	1.497	11.481	0.5482
114	13.040	12.564	0.477	3.654	1.0000
115	12.240	11.769	0.470	3.843	1.0000
116	11.913	11.512	0.401	3.364	1.0000
117	12.291	11.807	0.484	3.939	1.0000
118	12.161	11.466	0.695	5.712	1.0000
119	12.324	11.591	0.733	5.952	1.0000
120	11.676	12.323	-0.646	5.535	1.0000
121	11.647	11.751	-0.104	0.897	1.0000
122	11.072	11.501	-0.429	3.878	1.0000
123	11.104	11.501	-0.398	3.580	1.0000
124	11.842	11.662	0.180	1.516	1.0000
125	10.255	11.441	-1.186	11.566	0.6920
126	11.841	11.838	0.003	0.026	1.0000
127	12.815	12.288	0.527	4.113	1.0000
128	12.392	12.239	0.153	1.235	1.0000
129	12.791	12.244	0.547	4.277	1.0000
130	12.726	11.556	1.171	9.198	0.7012
131	12.560	11.792	0.768	6.115	1.0000
132	12.751	11.532	1.219	9.559	0.6734
133	11.260	10.748	0.512	4.543	1.0000
134	11.401	11.702	-0.301	2.642	1.0000
135	11.774	11.831	-0.057	0.484	1.0000
136	12.325	11.409	0.915	7.428	0.8966
137	10.623	12.184	-1.562	14.703	0.5255
138	11.306	12.007	-0.702	6.209	1.0000
139	11.026	11.954	-0.928	8.420	0.8841
140	11.315	11.895	-0.579	5.121	1.0000
141	12.406	11.115	1.292	10.411	0.6355
142	10.162	11.048	-0.887	8.724	0.9259
143	11.549	11.299	0.250	2.162	1.0000
144	12.287	11.180	1.107	9.007	0.7416
145	11.690	11.271	0.419	3.584	1.0000
146	10.844	11.383	-0.539	4.968	1.0000
147	11.253	11.541	-0.288	2.560	1.0000
148	10.297	11.550	-1.253	12.165	0.6553
149	11.060	11.335	-0.275	2.484	1.0000
150	10.679	10.690	-0.011	0.103	1.0000
151	11.533	11.763	-0.230	1.993	1.0000
152	11.296	11.025	0.271	2.399	1.0000
153	9.459	10.518	-1.059	11.191	0.7753
154	12.034	11.201	0.833	6.922	0.9853
155	11.249	11.355	-0.106	0.944	1.0000

Robust Multiple Regression Report

Dataset C:\Users\Dr_Ia\Desktop\BHTotalDataSaleDateAvValues313jan2023.NCSS

Dependent Ln_Sale_Price

Warning: At least one value was reset to 0.0 because it was less than the NCSS machine zero of 1E-20. To change the machine zero, choose File > System Options (or Report Options) from the menu and select the Constants tab.

Warning: Variable(Dummy_2010) has been zeroed out. Remove it to prevent errors!

Robust Residuals and Weights (Continued)

Row	Actual Ln_Sale_Price	Predicted Ln_Sale_Price	Residual	Absolute Percent Error	Robust Weight
156	10.560	10.818	-0.258	2.440	1.0000
157	12.434	11.669	0.765	6.153	1.0000
158	10.838	11.647	-0.809	7.464	1.0000
159	11.335	11.325	0.010	0.090	1.0000
160	11.256	11.311	-0.055	0.490	1.0000
161	11.751	11.052	0.699	5.949	1.0000
162	10.336	10.149	0.187	1.808	1.0000
163	12.402	11.618	0.784	6.325	1.0000
164	11.644	11.083	0.561	4.818	1.0000
165	11.375	10.904	0.471	4.142	1.0000
166	12.305	11.794	0.511	4.153	1.0000
167	11.767	11.372	0.395	3.358	1.0000
168	10.331	11.412	-1.082	10.472	0.7587
169	12.528	11.426	1.101	8.791	0.7453
170	11.138	11.333	-0.195	1.749	1.0000
171	12.047	11.824	0.223	1.848	1.0000
172	11.183	11.302	-0.119	1.065	1.0000
173	10.841	10.499	0.343	3.162	1.0000
174	10.427	11.237	-0.810	7.770	1.0000
175	10.427	10.472	-0.046	0.438	1.0000
176	11.069	11.237	-0.168	1.521	1.0000
177	10.485	11.471	-0.986	9.402	0.8326
178	10.155	11.212	-1.057	10.409	0.7765
179	10.144	11.198	-1.054	10.387	0.7790
180	10.678	11.191	-0.513	4.802	1.0000
181	12.414	11.836	0.578	4.658	1.0000
182	12.216	11.606	0.610	4.990	1.0000
183	9.453	10.904	-1.451	15.352	0.5656
184	11.984	11.054	0.931	7.765	0.8821
185	11.983	11.549	0.434	3.623	1.0000
186	11.755	11.367	0.389	3.308	1.0000
187	12.087	11.874	0.213	1.764	1.0000
188	12.788	11.481	1.307	10.223	0.6278
189	11.037	11.223	-0.186	1.684	1.0000
190	11.538	11.727	-0.188	1.633	1.0000
191	11.811	11.769	0.042	0.358	1.0000
192	11.080	11.878	-0.798	7.199	1.0000
193	9.240	10.999	-1.759	19.040	0.4666
195	11.860	11.141	0.719	6.062	1.0000
196	12.412	11.740	0.672	5.415	1.0000
198	9.936	11.491	-1.555	15.655	0.5277
199	11.400	11.184	0.215	1.889	1.0000
200	11.341	11.158	0.183	1.615	1.0000

Robust Multiple Regression Report

Dataset C:\Users\Dr_Ia\Desktop\BHTotalDataSaleDateAvValues313jan2023.NCSS

Dependent Ln_Sale_Price

Warning: At least one value was reset to 0.0 because it was less than the NCSS machine zero of 1E-20. To change the machine zero, choose File > System Options (or Report Options) from the menu and select the Constants tab.

Warning: Variable(Dummy_2010) has been zeroed out. Remove it to prevent errors!

Robust Residuals and Weights (Continued)

Row	Actual Ln_Sale_Price	Predicted Ln_Sale_Price	Residual	Absolute Percent Error	Robust Weight
201	10.521	11.601	-1.079	10.258	0.7605
202	10.731	11.626	-0.895	8.338	0.9173
203	11.245	11.639	-0.395	3.509	1.0000
204	11.264	11.350	-0.086	0.763	1.0000
205	11.211	11.017	0.194	1.727	1.0000
206	10.146	11.025	-0.879	8.668	0.9333
207	11.062	11.589	-0.527	4.765	1.0000
208	10.629	11.129	-0.500	4.704	1.0000
210	11.846	11.454	0.392	3.305	1.0000
211	11.464	11.627	-0.163	1.425	1.0000
212	12.018	11.444	0.574	4.776	1.0000
214	10.976	11.549	-0.573	5.216	1.0000
215	10.143	11.363	-1.220	12.027	0.6729
216	10.069	10.605	-0.536	5.320	1.0000
217	10.737	11.291	-0.554	5.156	1.0000
218	11.730	11.666	0.064	0.545	1.0000
219	11.646	11.814	-0.168	1.440	1.0000
220	12.495	12.134	0.361	2.892	1.0000
221	11.860	11.532	0.328	2.764	1.0000
222	11.485	11.530	-0.045	0.391	1.0000
227	11.830	11.596	0.234	1.978	1.0000
228	11.397	11.015	0.383	3.357	1.0000
229	12.400	11.752	0.649	5.232	1.0000
230	11.209	10.556	0.653	5.827	1.0000
231	10.945	11.457	-0.512	4.677	1.0000
232	12.325	11.326	0.998	8.100	0.8221
233	10.257	11.480	-1.223	11.920	0.6713
234	11.375	11.113	0.262	2.299	1.0000
236	12.457	11.478	0.979	7.857	0.8386
237	11.407	11.636	-0.229	2.008	1.0000
238	11.060	11.502	-0.442	3.997	1.0000
239	11.252	11.695	-0.443	3.940	1.0000
240	12.036	11.372	0.664	5.519	1.0000
241	12.837	12.017	0.820	6.390	1.0000
242	11.179	11.691	-0.511	4.573	1.0000
243	11.528	11.659	-0.131	1.136	1.0000
244	11.850	11.772	0.078	0.655	1.0000
245	12.162	11.605	0.558	4.585	1.0000
246	11.793	11.467	0.326	2.760	1.0000
247	12.483	11.539	0.945	7.567	0.8689
248	9.977	12.064	-2.086	20.910	0.3934
249	11.549	11.512	0.038	0.325	1.0000
250	10.237	11.152	-0.915	8.936	0.8973

Robust Multiple Regression Report

Dataset C:\Users\Dr_Ia\Desktop\BHTotalDataSaleDateAvValues313jan2023.NCSS

Dependent Ln_Sale_Price

Warning: At least one value was reset to 0.0 because it was less than the NCSS machine zero of 1E-20. To change the machine zero, choose File > System Options (or Report Options) from the menu and select the Constants tab.

Warning: Variable(Dummy_2010) has been zeroed out. Remove it to prevent errors!

Robust Residuals and Weights (Continued)

Row	Actual Ln_Sale_Price	Predicted Ln_Sale_Price	Residual	Absolute Percent Error	Robust Weight
251	10.787	11.151	-0.364	3.375	1.0000
252	10.844	11.578	-0.735	6.775	1.0000
253	10.743	11.703	-0.960	8.937	0.8549
254	10.905	11.050	-0.144	1.321	1.0000
255	10.694	10.564	0.130	1.211	1.0000
256	11.068	11.291	-0.223	2.014	1.0000
257	10.142	10.523	-0.381	3.752	1.0000
258	10.794	11.424	-0.630	5.839	1.0000
259	11.395	11.162	0.233	2.041	1.0000
260	10.932	11.564	-0.632	5.781	1.0000
261	10.147	11.311	-1.164	11.476	0.7049
262	12.200	11.318	0.882	7.231	0.9304
263	10.480	11.048	-0.568	5.420	1.0000
264	11.486	11.618	-0.132	1.151	1.0000
266	11.531	11.300	0.231	2.000	1.0000
267	10.937	11.304	-0.367	3.356	1.0000
268	11.734	11.358	0.376	3.207	1.0000
269	12.667	11.907	0.760	6.003	1.0000
270	11.731	11.777	-0.045	0.386	1.0000
271	12.157	11.529	0.627	5.161	1.0000
272	11.870	11.545	0.324	2.733	1.0000
273	11.169	11.283	-0.114	1.022	1.0000
274	11.694	11.459	0.235	2.013	1.0000
275	11.535	11.952	-0.417	3.618	1.0000
276	11.603	11.368	0.236	2.031	1.0000
278	11.401	10.959	0.442	3.877	1.0000
279	10.558	11.110	-0.552	5.233	1.0000
280	11.069	10.970	0.098	0.888	1.0000
281	11.404	11.412	-0.008	0.073	1.0000
282	11.443	11.727	-0.284	2.485	1.0000
283	10.682	11.334	-0.651	6.096	1.0000
284	11.065	11.456	-0.391	3.534	1.0000
285	10.562	11.760	-1.198	11.338	0.6854
286	10.857	11.362	-0.504	4.646	1.0000
287	11.115	11.316	-0.201	1.808	1.0000
288	11.325	11.254	0.071	0.630	1.0000
289	10.485	10.395	0.090	0.855	1.0000
290	11.581	11.473	0.108	0.930	1.0000
291	11.826	11.672	0.155	1.308	1.0000
292	12.002	11.871	0.131	1.095	1.0000
293	11.259	11.103	0.157	1.390	1.0000
294	11.631	11.609	0.022	0.191	1.0000
295	10.143	11.427	-1.285	12.664	0.6390

Robust Multiple Regression Report

Dataset C:\Users\Dr_Ia\Desktop\BHTotalDataSaleDateAvValues313jan2023.NCSS

Dependent Ln_Sale_Price

Warning: At least one value was reset to 0.0 because it was less than the NCSS machine zero of 1E-20. To change the machine zero, choose File > System Options (or Report Options) from the menu and select the Constants tab.

Warning: Variable(Dummy_2010) has been zeroed out. Remove it to prevent errors!

Robust Residuals and Weights (Continued)

Row	Actual Ln_Sale_Price	Predicted Ln_Sale_Price	Residual	Absolute Percent Error	Robust Weight
296	12.599	11.765	0.834	6.618	0.9844
297	11.523	11.186	0.337	2.925	1.0000
298	11.944	11.269	0.675	5.653	1.0000
300	10.554	10.642	-0.089	0.842	1.0000
301	11.195	11.533	-0.338	3.023	1.0000
302	11.029	11.523	-0.494	4.477	1.0000
303	10.905	11.660	-0.756	6.929	1.0000
305	11.021	11.073	-0.052	0.472	1.0000
306	10.858	11.854	-0.996	9.178	0.8237
307	11.645	11.484	0.161	1.382	1.0000
309	11.935	11.229	0.706	5.914	1.0000
310	12.705	11.602	1.104	8.686	0.7437
311	11.307	11.552	-0.245	2.169	1.0000
312	10.788	11.159	-0.371	3.438	1.0000
313	10.918	11.365	-0.447	4.091	1.0000
315	12.702	11.594	1.108	8.722	0.7409
316	10.733	11.035	-0.302	2.815	1.0000
317	9.786	11.097	-1.311	13.397	0.6261
318	12.043	11.764	0.279	2.316	1.0000
319	11.619	10.625	0.994	8.553	0.8259
320	9.859	11.106	-1.247	12.653	0.6580
323	12.284	11.422	0.862	7.015	0.9525
324	10.792	11.149	-0.357	3.308	1.0000
325	11.066	11.596	-0.530	4.785	1.0000
326	12.933	11.645	1.289	9.964	0.6369
327	12.093	11.525	0.568	4.698	1.0000
328	11.710	11.683	0.027	0.233	1.0000
329	9.760	10.586	-0.826	8.462	0.9939
330	12.315	11.413	0.902	7.326	0.9098
331	11.699	11.406	0.293	2.508	1.0000
332	11.316	11.303	0.013	0.114	1.0000
333	11.842	11.870	-0.028	0.234	1.0000
334	11.073	11.056	0.017	0.152	1.0000
335	10.845	11.386	-0.542	4.994	1.0000
336	11.925	11.398	0.526	4.414	1.0000
337	10.041	11.126	-1.085	10.803	0.7567
338	10.986	11.936	-0.949	8.641	0.8646
339	11.792	11.467	0.325	2.754	1.0000
341	10.848	11.899	-1.051	9.686	0.7811
342	11.580	11.866	-0.287	2.474	1.0000
343	10.148	11.560	-1.412	13.912	0.5814
344	11.100	11.366	-0.266	2.396	1.0000
346	10.550	11.415	-0.865	8.199	0.9488

Robust Multiple Regression Report

Dataset C:\Users\Dr_Ia\Desktop\BHTotalDataSaleDateAvValues313jan2023.NCSS

Dependent Ln_Sale_Price

Warning: At least one value was reset to 0.0 because it was less than the NCSS machine zero of 1E-20. To change the machine zero, choose File > System Options (or Report Options) from the menu and select the Constants tab.

Warning: Variable(Dummy_2010) has been zeroed out. Remove it to prevent errors!

Robust Residuals and Weights (Continued)

Row	Actual Ln_Sale_Price	Predicted Ln_Sale_Price	Residual	Absolute Percent Error	Robust Weight
347	10.738	11.495	-0.757	7.053	1.0000
348	11.582	11.238	0.343	2.965	1.0000
349	12.308	11.499	0.810	6.578	1.0000
350	12.935	11.832	1.103	8.529	0.7440
351	11.851	11.918	-0.067	0.563	1.0000
352	12.690	12.070	0.620	4.889	1.0000
353	12.588	11.550	1.037	8.240	0.7914
354	13.367	12.347	1.020	7.632	0.8046
355	11.171	11.296	-0.125	1.123	1.0000
356	12.049	10.781	1.268	10.525	0.6472
357	10.160	12.096	-1.935	19.046	0.4241
358	12.561	12.088	0.473	3.762	1.0000
359	11.247	11.579	-0.332	2.949	1.0000
360	10.149	11.455	-1.306	12.868	0.6285
361	10.941	11.682	-0.740	6.764	1.0000
362	10.886	10.634	0.253	2.320	1.0000
363	12.192	11.404	0.788	6.465	1.0000
364	11.402	11.076	0.326	2.858	1.0000
365	11.771	11.410	0.361	3.068	1.0000
366	11.404	10.943	0.461	4.043	1.0000
367	11.354	11.265	0.089	0.782	1.0000
368	12.515	11.576	0.939	7.501	0.8744
369	12.271	11.776	0.495	4.034	1.0000
370	12.961	11.371	1.589	12.262	0.5165
371	11.356	11.494	-0.138	1.217	1.0000
372	11.754	10.494	1.260	10.721	0.6513
373	12.378	11.445	0.933	7.538	0.8798
374	11.337	11.264	0.073	0.643	1.0000
375	12.119	11.254	0.864	7.134	0.9495
377	11.408	11.220	0.188	1.652	1.0000
378	11.636	11.201	0.436	3.743	1.0000
379	11.773	11.404	0.369	3.138	1.0000
380	10.497	10.614	-0.117	1.112	1.0000
381	11.658	11.871	-0.213	1.826	1.0000
382	11.077	11.288	-0.211	1.904	1.0000
383	12.191	11.730	0.461	3.785	1.0000
384	12.110	11.542	0.568	4.691	1.0000
386	13.048	11.582	1.466	11.233	0.5600
387	12.047	11.778	0.269	2.233	1.0000
388	13.380	12.283	1.097	8.198	0.7483
389	11.353	12.119	-0.765	6.742	1.0000
390	12.755	11.891	0.864	6.771	0.9504
392	11.077	11.519	-0.442	3.989	1.0000

Robust Multiple Regression Report

Dataset C:\Users\Dr_Ia\Desktop\BHTotalDataSaleDateAvValues313jan2023.NCSS

Dependent Ln_Sale_Price

Warning: At least one value was reset to 0.0 because it was less than the NCSS machine zero of 1E-20. To change the machine zero, choose File > System Options (or Report Options) from the menu and select the Constants tab.

Warning: Variable(Dummy_2010) has been zeroed out. Remove it to prevent errors!

Robust Residuals and Weights (Continued)

Row	Actual Ln_Sale_Price	Predicted Ln_Sale_Price	Residual	Absolute Percent Error	Robust Weight
393	12.285	11.693	0.592	4.820	1.0000
394	11.646	11.766	-0.120	1.030	1.0000
396	11.243	11.167	0.075	0.671	1.0000
397	10.721	11.432	-0.710	6.624	1.0000
398	10.142	11.153	-1.011	9.973	0.8115
399	11.938	11.675	0.263	2.203	1.0000
400	12.007	12.067	-0.060	0.496	1.0000
402	10.700	11.425	-0.726	6.783	1.0000
404	12.916	10.815	2.101	16.268	0.3906
405	12.422	11.360	1.062	8.546	0.7732
406	12.125	11.738	0.387	3.189	1.0000
407	12.309	11.836	0.472	3.838	1.0000
408	12.664	11.848	0.816	6.441	1.0000
409	11.548	11.861	-0.314	2.717	1.0000
410	12.129	11.870	0.259	2.135	1.0000
411	10.129	11.632	-1.502	14.831	0.5464
412	11.728	11.900	-0.172	1.467	1.0000
414	11.852	12.131	-0.279	2.355	1.0000
415	12.334	12.657	-0.323	2.618	1.0000
416	12.215	12.430	-0.215	1.758	1.0000
417	11.482	11.656	-0.175	1.523	1.0000
418	12.506	12.409	0.097	0.778	1.0000
419	12.857	12.047	0.811	6.305	1.0000
421	12.725	12.079	0.647	5.082	1.0000
422	11.181	11.911	-0.730	6.525	1.0000
423	12.289	12.249	0.040	0.327	1.0000
424	11.915	11.765	0.150	1.257	1.0000
425	12.224	11.781	0.443	3.628	1.0000
426	11.840	11.784	0.056	0.471	1.0000
427	11.635	11.607	0.028	0.241	1.0000
428	10.249	11.566	-1.316	12.843	0.6236
429	11.902	11.568	0.334	2.804	1.0000
430	12.309	11.619	0.690	5.606	1.0000
431	12.690	11.997	0.692	5.455	1.0000
434	11.117	11.719	-0.602	5.413	1.0000
435	12.581	11.855	0.725	5.763	1.0000
436	12.720	11.977	0.743	5.844	1.0000
437	11.903	12.508	-0.605	5.082	1.0000
439	11.896	12.179	-0.283	2.382	1.0000
440	10.890	12.015	-1.125	10.333	0.7295
441	11.728	11.191	0.537	4.579	1.0000
442	11.898	10.732	1.166	9.800	0.7039
444	11.770	11.537	0.233	1.978	1.0000

Robust Multiple Regression Report

Dataset C:\Users\Dr_Ia\Desktop\BHTotalDataSaleDateAvValues313jan2023.NCSS

Dependent Ln_Sale_Price

Warning: At least one value was reset to 0.0 because it was less than the NCSS machine zero of 1E-20. To change the machine zero, choose File > System Options (or Report Options) from the menu and select the Constants tab.

Warning: Variable(Dummy_2010) has been zeroed out. Remove it to prevent errors!

Robust Residuals and Weights (Continued)

Row	Actual Ln_Sale_Price	Predicted Ln_Sale_Price	Residual	Absolute Percent Error	Robust Weight
445	11.775	12.114	-0.339	2.883	1.0000
446	12.036	11.656	0.380	3.154	1.0000
447	12.418	12.003	0.415	3.344	1.0000
448	11.602	11.969	-0.367	3.160	1.0000
449	11.923	11.700	0.223	1.874	1.0000
450	12.686	12.223	0.463	3.650	1.0000
451	12.216	11.850	0.366	3.000	1.0000
452	12.402	12.665	-0.263	2.118	1.0000
453	12.792	11.639	1.153	9.014	0.7118
454	12.081	12.235	-0.153	1.270	1.0000
455	11.889	11.559	0.330	2.777	1.0000
456	11.105	11.799	-0.695	6.257	1.0000
457	12.224	12.194	0.029	0.239	1.0000
458	12.844	12.190	0.654	5.093	1.0000
459	12.680	11.934	0.746	5.886	1.0000
460	11.997	11.499	0.498	4.151	1.0000
462	12.086	11.981	0.105	0.867	1.0000
463	11.266	11.794	-0.528	4.688	1.0000
464	12.586	11.910	0.676	5.368	1.0000
465	12.499	11.916	0.582	4.659	1.0000
466	10.793	11.649	-0.856	7.927	0.9593
467	11.803	11.933	-0.130	1.101	1.0000
468	11.671	11.663	0.008	0.065	1.0000
469	12.762	12.196	0.566	4.433	1.0000
470	12.488	12.136	0.352	2.818	1.0000
471	12.110	11.971	0.139	1.148	1.0000
472	12.205	12.295	-0.090	0.741	1.0000
473	12.967	12.227	0.741	5.712	1.0000
474	11.808	12.016	-0.207	1.755	1.0000
475	11.906	12.226	-0.320	2.688	1.0000
476	11.771	12.523	-0.752	6.393	1.0000
477	12.160	12.015	0.145	1.195	1.0000
478	12.419	11.912	0.507	4.080	1.0000
479	12.478	12.055	0.423	3.390	1.0000
480	13.109	12.518	0.591	4.505	1.0000
481	12.573	11.955	0.618	4.919	1.0000
482	13.635	12.965	0.671	4.920	1.0000
483	11.836	12.644	-0.808	6.827	1.0000
484	9.565	12.553	-2.988	31.242	0.2747
485	11.743	12.553	-0.810	6.895	1.0000
486	9.662	12.393	-2.732	28.275	0.3005
487	12.212	11.712	0.500	4.096	1.0000
489	12.559	11.902	0.657	5.232	1.0000

Robust Multiple Regression Report

Dataset C:\Users\Dr_Ia\Desktop\BHTotalDataSaleDateAvValues313jan2023.NCSS

Dependent Ln_Sale_Price

Warning: At least one value was reset to 0.0 because it was less than the NCSS machine zero of 1E-20. To change the machine zero, choose File > System Options (or Report Options) from the menu and select the Constants tab.

Warning: Variable(Dummy_2010) has been zeroed out. Remove it to prevent errors!

Robust Residuals and Weights (Continued)

Row	Actual Ln_Sale_Price	Predicted Ln_Sale_Price	Residual	Absolute Percent Error	Robust Weight
490	10.921	11.558	-0.637	5.834	1.0000
491	12.554	12.249	0.304	2.425	1.0000
492	10.822	11.885	-1.063	9.819	0.7724
493	12.539	11.786	0.753	6.008	1.0000
494	12.994	12.540	0.454	3.492	1.0000
495	13.329	12.538	0.791	5.931	1.0000
496	10.125	11.358	-1.233	12.175	0.6659
497	11.395	12.051	-0.656	5.757	1.0000
498	11.660	11.886	-0.226	1.934	1.0000
499	11.669	11.866	-0.198	1.695	1.0000
500	12.293	11.820	0.473	3.849	1.0000
501	11.393	11.820	-0.427	3.745	1.0000
502	11.968	12.118	-0.151	1.259	1.0000
503	12.306	12.193	0.113	0.917	1.0000
504	12.160	12.211	-0.051	0.416	1.0000
505	12.401	11.808	0.593	4.785	1.0000
506	11.622	11.677	-0.055	0.476	1.0000
507	11.817	12.202	-0.385	3.257	1.0000
508	12.083	11.840	0.243	2.013	1.0000
509	12.297	12.558	-0.261	2.119	1.0000
510	12.147	11.877	0.270	2.223	1.0000
511	12.194	12.109	0.085	0.695	1.0000
512	11.833	12.117	-0.283	2.394	1.0000
513	11.671	11.917	-0.245	2.102	1.0000
514	11.882	12.097	-0.215	1.807	1.0000
515	11.750	11.927	-0.177	1.502	1.0000
516	11.553	11.941	-0.387	3.352	1.0000
517	11.122	11.939	-0.816	7.341	1.0000
519	12.098	12.113	-0.014	0.119	1.0000
520	11.971	12.189	-0.218	1.821	1.0000
521	12.963	12.718	0.245	1.890	1.0000
522	12.022	12.176	-0.153	1.277	1.0000
523	12.447	12.195	0.251	2.020	1.0000
524	13.069	12.580	0.490	3.746	1.0000
526	11.046	11.462	-0.416	3.763	1.0000
527	11.391	11.496	-0.104	0.916	1.0000
528	12.262	11.991	0.271	2.208	1.0000
529	11.338	11.497	-0.159	1.405	1.0000
530	12.614	12.012	0.602	4.772	1.0000
531	11.413	11.875	-0.462	4.051	1.0000
532	9.651	11.872	-2.220	23.005	0.3697
533	11.807	12.009	-0.202	1.709	1.0000
535	12.792	12.174	0.618	4.833	1.0000

Robust Multiple Regression Report

Dataset C:\Users\Dr_Ia\Desktop\BHTotalDataSaleDateAvValues313jan2023.NCSS

Dependent Ln_Sale_Price

Warning: At least one value was reset to 0.0 because it was less than the NCSS machine zero of 1E-20. To change the machine zero, choose File > System Options (or Report Options) from the menu and select the Constants tab.

Warning: Variable(Dummy_2010) has been zeroed out. Remove it to prevent errors!

Robust Residuals and Weights (Continued)

Row	Actual Ln_Sale_Price	Predicted Ln_Sale_Price	Residual	Absolute Percent Error	Robust Weight
536	12.505	11.597	0.908	7.258	0.9044
537	11.497	11.609	-0.112	0.971	1.0000
538	10.833	11.744	-0.911	8.413	0.9006
539	11.326	11.296	0.029	0.257	1.0000
542	11.582	11.793	-0.212	1.829	1.0000
543	12.951	12.262	0.689	5.317	1.0000
544	12.579	11.690	0.888	7.062	0.9240
545	11.001	12.215	-1.214	11.034	0.6762
547	11.001	12.590	-1.589	14.443	0.5166
549	11.634	11.683	-0.049	0.420	1.0000
550	11.961	12.042	-0.081	0.674	1.0000
551	11.965	12.009	-0.043	0.361	1.0000
552	12.151	11.986	0.165	1.355	1.0000
553	11.247	11.491	-0.244	2.168	1.0000
555	11.886	11.453	0.433	3.645	1.0000
556	11.764	12.107	-0.343	2.917	1.0000
557	11.984	11.840	0.144	1.205	1.0000
558	11.748	11.910	-0.162	1.383	1.0000
559	10.660	11.374	-0.714	6.694	1.0000
560	11.884	11.373	0.511	4.302	1.0000
562	11.867	12.178	-0.310	2.616	1.0000
563	13.097	12.408	0.689	5.261	1.0000
564	12.665	12.091	0.574	4.530	1.0000
565	11.459	12.068	-0.609	5.311	1.0000
566	12.012	11.950	0.062	0.520	1.0000
567	11.797	11.957	-0.160	1.356	1.0000
568	12.514	12.347	0.166	1.328	1.0000
569	12.312	12.536	-0.224	1.819	1.0000
570	12.221	11.678	0.544	4.449	1.0000
571	11.986	11.890	0.096	0.799	1.0000
572	11.276	12.161	-0.885	7.845	0.9279
573	11.276	12.682	-1.406	12.468	0.5838
574	13.247	12.737	0.510	3.850	1.0000
575	13.298	12.737	0.561	4.219	1.0000
576	12.035	11.735	0.300	2.492	1.0000
577	12.522	12.205	0.317	2.530	1.0000
578	12.690	11.911	0.779	6.141	1.0000
579	12.554	12.179	0.374	2.982	1.0000
580	12.631	12.368	0.264	2.087	1.0000
581	12.706	12.346	0.360	2.832	1.0000
584	12.782	12.311	0.471	3.684	1.0000
586	13.605	12.737	0.868	6.381	0.9455
587	11.962	12.720	-0.758	6.339	1.0000

Robust Multiple Regression Report

Dataset C:\Users\Dr_Ia\Desktop\BHTotalDataSaleDateAvValues313jan2023.NCSS

Dependent Ln_Sale_Price

Warning: At least one value was reset to 0.0 because it was less than the NCSS machine zero of 1E-20. To change the machine zero, choose File > System Options (or Report Options) from the menu and select the Constants tab.

Warning: Variable(Dummy_2010) has been zeroed out. Remove it to prevent errors!

Robust Residuals and Weights (Continued)

Row	Actual Ln_Sale_Price	Predicted Ln_Sale_Price	Residual	Absolute Percent Error	Robust Weight
588	11.358	12.143	-0.786	6.918	1.0000
590	11.274	11.844	-0.570	5.055	1.0000
591	12.939	12.140	0.798	6.170	1.0000
592	12.514	11.856	0.658	5.260	1.0000
594	12.270	12.026	0.244	1.991	1.0000
595	11.775	12.074	-0.298	2.535	1.0000
596	11.992	12.445	-0.453	3.778	1.0000
597	12.492	11.734	0.757	6.063	1.0000
598	11.430	11.738	-0.307	2.690	1.0000
599	11.733	11.952	-0.219	1.864	1.0000
600	11.881	11.575	0.305	2.571	1.0000
601	13.041	12.425	0.616	4.727	1.0000
602	12.405	12.361	0.045	0.361	1.0000
603	12.106	12.173	-0.067	0.555	1.0000
604	11.846	12.150	-0.304	2.567	1.0000
605	12.420	12.028	0.391	3.150	1.0000
606	12.877	12.043	0.834	6.476	0.9843
607	12.003	12.035	-0.032	0.262	1.0000
608	11.946	12.051	-0.105	0.882	1.0000
609	12.076	11.797	0.278	2.304	1.0000
610	10.858	11.715	-0.856	7.887	0.9584
611	12.917	12.228	0.689	5.335	1.0000
612	10.705	12.157	-1.452	13.565	0.5652
613	11.940	11.842	0.098	0.817	1.0000
614	12.169	11.972	0.197	1.621	1.0000
615	11.569	11.720	-0.152	1.311	1.0000
616	11.107	11.512	-0.405	3.643	1.0000
618	11.953	11.358	0.595	4.977	1.0000
619	10.932	11.789	-0.857	7.839	0.9578
620	13.010	12.339	0.671	5.157	1.0000
622	12.795	11.942	0.853	6.667	0.9622
623	11.128	11.772	-0.644	5.791	1.0000
624	11.795	12.072	-0.276	2.343	1.0000
625	11.429	11.791	-0.363	3.173	1.0000
626	11.836	11.794	0.041	0.350	1.0000
627	12.081	11.808	0.273	2.256	1.0000
629	11.942	11.782	0.161	1.347	1.0000
630	11.996	12.305	-0.309	2.575	1.0000
631	12.033	11.944	0.089	0.740	1.0000
632	11.254	11.730	-0.477	4.235	1.0000
633	12.257	11.890	0.368	2.999	1.0000
634	10.705	12.001	-1.296	12.108	0.6333
635	12.572	12.034	0.538	4.276	1.0000

Robust Multiple Regression Report

Dataset C:\Users\Dr_Ia\Desktop\BHTotalDataSaleDateAvValues313jan2023.NCSS

Dependent Ln_Sale_Price

Warning: At least one value was reset to 0.0 because it was less than the NCSS machine zero of 1E-20. To change the machine zero, choose File > System Options (or Report Options) from the menu and select the Constants tab.

Warning: Variable(Dummy_2010) has been zeroed out. Remove it to prevent errors!

Robust Residuals and Weights (Continued)

Row	Actual Ln_Sale_Price	Predicted Ln_Sale_Price	Residual	Absolute Percent Error	Robust Weight
637	10.421	11.511	-1.091	10.465	0.7526
638	11.579	11.620	-0.041	0.357	1.0000
639	12.001	11.638	0.363	3.024	1.0000
640	11.400	11.609	-0.209	1.830	1.0000
641	11.765	11.838	-0.073	0.623	1.0000
642	9.655	11.574	-1.919	19.875	0.4277
643	11.989	12.205	-0.216	1.805	1.0000
645	11.019	11.673	-0.655	5.941	1.0000
646	11.686	12.031	-0.345	2.951	1.0000
647	11.118	11.523	-0.405	3.640	1.0000
648	11.998	11.815	0.183	1.523	1.0000
649	11.513	12.064	-0.552	4.791	1.0000
650	10.722	11.873	-1.151	10.740	0.7128
651	11.641	12.030	-0.389	3.346	1.0000
652	11.391	11.918	-0.528	4.631	1.0000
654	10.715	12.040	-1.326	12.374	0.6191
655	11.193	12.061	-0.869	7.762	0.9448
656	12.104	11.937	0.167	1.378	1.0000
657	12.546	11.890	0.657	5.235	1.0000
658	12.636	12.117	0.519	4.109	1.0000
659	11.761	11.542	0.219	1.866	1.0000
662	10.926	12.426	-1.500	13.729	0.5472
663	11.840	11.461	0.379	3.197	1.0000
664	12.496	11.749	0.747	5.974	1.0000
665	11.454	11.591	-0.136	1.188	1.0000
666	11.398	11.740	-0.342	3.002	1.0000
667	11.953	12.022	-0.069	0.575	1.0000
669	11.719	11.927	-0.208	1.776	1.0000
670	12.064	11.929	0.135	1.115	1.0000
671	11.172	11.917	-0.745	6.668	1.0000
672	11.929	12.071	-0.142	1.188	1.0000
673	12.261	12.071	0.190	1.546	1.0000
674	11.616	12.058	-0.442	3.805	1.0000
675	11.259	11.907	-0.648	5.751	1.0000
676	12.589	12.586	0.003	0.026	1.0000
677	11.368	11.868	-0.500	4.400	1.0000
678	12.541	12.055	0.486	3.873	1.0000
679	11.731	12.209	-0.478	4.071	1.0000
680	11.787	11.889	-0.102	0.862	1.0000
681	11.969	11.848	0.121	1.013	1.0000
682	11.340	11.850	-0.510	4.495	1.0000
684	9.338	11.151	-1.813	19.414	0.4528
685	11.957	11.910	0.047	0.393	1.0000

Robust Multiple Regression Report

Dataset C:\Users\Dr_Ia\Desktop\BHTotalDataSaleDateAvValues313jan2023.NCSS

Dependent Ln_Sale_Price

Warning: At least one value was reset to 0.0 because it was less than the NCSS machine zero of 1E-20. To change the machine zero, choose File > System Options (or Report Options) from the menu and select the Constants tab.

Warning: Variable(Dummy_2010) has been zeroed out. Remove it to prevent errors!

Robust Residuals and Weights (Continued)

Row	Actual Ln_Sale_Price	Predicted Ln_Sale_Price	Residual	Absolute Percent Error	Robust Weight
686	11.658	12.131	-0.473	4.057	1.0000
688	12.099	11.986	0.113	0.934	1.0000
689	11.999	12.200	-0.201	1.672	1.0000
690	12.011	12.023	-0.012	0.099	1.0000
691	12.088	12.127	-0.039	0.321	1.0000
692	12.165	11.923	0.243	1.995	1.0000
693	10.835	11.984	-1.149	10.606	0.7142
694	9.652	11.030	-1.378	14.280	0.5955
696	10.018	11.802	-1.784	17.813	0.4600
698	11.586	11.864	-0.278	2.399	1.0000
699	12.613	12.045	0.568	4.504	1.0000
700	12.129	11.878	0.250	2.062	1.0000
701	10.610	11.280	-0.670	6.316	1.0000
702	11.942	11.904	0.038	0.319	1.0000
703	12.262	11.900	0.362	2.950	1.0000
704	11.265	11.959	-0.695	6.167	1.0000
705	11.684	11.931	-0.246	2.109	1.0000
706	11.600	11.643	-0.043	0.371	1.0000
707	10.364	11.984	-1.620	15.627	0.5068
708	12.237	12.349	-0.112	0.918	1.0000
709	11.895	11.996	-0.101	0.847	1.0000
711	13.179	12.304	0.875	6.640	0.9380
712	11.981	12.414	-0.433	3.615	1.0000
713	11.956	11.790	0.167	1.394	1.0000
714	12.039	11.956	0.083	0.689	1.0000
715	11.735	11.759	-0.024	0.206	1.0000
716	11.867	11.917	-0.050	0.419	1.0000
717	12.021	11.698	0.323	2.689	1.0000
718	12.155	12.225	-0.069	0.572	1.0000
719	12.406	12.225	0.181	1.460	1.0000
720	12.125	12.122	0.003	0.029	1.0000
721	11.853	11.674	0.179	1.511	1.0000
722	13.116	11.997	1.119	8.534	0.7333
723	11.522	11.978	-0.456	3.958	1.0000
724	12.535	12.008	0.528	4.210	1.0000
725	12.087	12.062	0.026	0.213	1.0000
726	11.931	12.033	-0.102	0.858	1.0000
727	11.949	12.199	-0.250	2.088	1.0000
729	12.315	11.936	0.379	3.076	1.0000
730	12.538	11.876	0.661	5.275	1.0000
731	11.889	11.755	0.134	1.125	1.0000
733	12.831	11.858	0.974	7.588	0.8431
734	12.072	11.892	0.180	1.492	1.0000

Robust Multiple Regression Report

Dataset C:\Users\Dr_Ia\Desktop\BHTotalDataSaleDateAvValues313jan2023.NCSS

Dependent Ln_Sale_Price

Warning: At least one value was reset to 0.0 because it was less than the NCSS machine zero of 1E-20. To change the machine zero, choose File > System Options (or Report Options) from the menu and select the Constants tab.

Warning: Variable(Dummy_2010) has been zeroed out. Remove it to prevent errors!

Robust Residuals and Weights (Continued)

Row	Actual Ln_Sale_Price	Predicted Ln_Sale_Price	Residual	Absolute Percent Error	Robust Weight
735	11.109	11.966	-0.857	7.713	0.9579
736	12.585	11.795	0.790	6.277	1.0000
738	12.257	12.319	-0.062	0.505	1.0000
739	11.962	12.340	-0.377	3.154	1.0000
740	11.462	11.961	-0.499	4.352	1.0000
742	12.612	12.101	0.511	4.048	1.0000
743	13.137	12.416	0.721	5.485	1.0000
744	13.143	12.591	0.552	4.201	1.0000
745	11.580	11.651	-0.071	0.616	1.0000
746	11.805	12.051	-0.246	2.081	1.0000
747	11.371	11.928	-0.557	4.897	1.0000
749	11.803	11.996	-0.193	1.631	1.0000
750	9.322	12.439	-3.116	33.430	0.2634
751	12.730	12.051	0.679	5.333	1.0000
752	11.944	12.242	-0.298	2.495	1.0000
753	12.192	11.581	0.611	5.014	1.0000
754	10.943	12.168	-1.226	11.202	0.6696
755	11.285	11.808	-0.524	4.640	1.0000
756	10.426	12.099	-1.673	16.042	0.4907
757	10.974	11.942	-0.968	8.821	0.8479
758	11.361	12.142	-0.781	6.878	1.0000
759	12.568	11.765	0.803	6.390	1.0000
760	12.633	11.754	0.878	6.953	0.9345
761	12.043	11.455	0.588	4.881	1.0000
762	9.691	11.981	-2.289	23.621	0.3585
763	8.977	12.291	-3.314	36.915	0.2477
764	11.816	11.578	0.238	2.011	1.0000
765	11.710	12.006	-0.296	2.528	1.0000
766	11.844	11.745	0.098	0.829	1.0000
767	11.784	11.951	-0.168	1.424	1.0000
768	11.884	11.781	0.103	0.867	1.0000
769	11.742	11.761	-0.019	0.162	1.0000
770	12.508	12.026	0.481	3.849	1.0000
771	11.526	11.619	-0.093	0.803	1.0000
772	11.941	12.410	-0.469	3.931	1.0000
773	12.451	12.252	0.199	1.599	1.0000
775	11.511	11.931	-0.420	3.651	1.0000
776	12.118	11.835	0.282	2.331	1.0000
777	11.873	11.850	0.023	0.192	1.0000
779	12.145	11.603	0.542	4.461	1.0000
781	12.852	12.063	0.789	6.143	1.0000
782	12.534	12.067	0.467	3.723	1.0000
783	11.812	11.849	-0.037	0.313	1.0000

Robust Multiple Regression Report

Dataset C:\Users\Dr_Ia\Desktop\BHTotalDataSaleDateAvValues313jan2023.NCSS

Dependent Ln_Sale_Price

Warning: At least one value was reset to 0.0 because it was less than the NCSS machine zero of 1E-20. To change the machine zero, choose File > System Options (or Report Options) from the menu and select the Constants tab.

Warning: Variable(Dummy_2010) has been zeroed out. Remove it to prevent errors!

Robust Residuals and Weights (Continued)

Row	Actual Ln_Sale_Price	Predicted Ln_Sale_Price	Residual	Absolute Percent Error	Robust Weight
784	12.147	12.148	-0.001	0.009	1.0000
785	11.923	11.818	0.105	0.882	1.0000
786	11.129	11.778	-0.649	5.831	1.0000
787	12.078	12.017	0.061	0.502	1.0000
788	11.717	11.773	-0.056	0.475	1.0000
790	12.102	11.921	0.180	1.490	1.0000
791	10.938	11.631	-0.693	6.335	1.0000
792	11.743	11.524	0.219	1.863	1.0000
793	11.673	11.689	-0.016	0.140	1.0000
795	13.017	12.393	0.624	4.790	1.0000
796	11.128	10.980	0.148	1.328	1.0000
797	10.493	11.486	-0.993	9.463	0.8266
798	11.883	11.843	0.040	0.337	1.0000
799	11.546	12.027	-0.481	4.166	1.0000
800	12.952	12.118	0.834	6.438	0.9844
801	11.674	12.115	-0.442	3.785	1.0000
803	11.939	11.539	0.400	3.350	1.0000
805	12.482	11.784	0.698	5.592	1.0000
806	11.413	11.816	-0.402	3.526	1.0000
807	12.389	11.606	0.782	6.316	1.0000
809	9.696	11.320	-1.624	16.747	0.5055
810	12.906	12.073	0.832	6.449	0.9861
811	12.098	11.876	0.222	1.833	1.0000
812	11.265	11.416	-0.151	1.339	1.0000
813	11.542	11.640	-0.098	0.852	1.0000
814	11.335	11.338	-0.002	0.020	1.0000
816	11.281	11.548	-0.266	2.361	1.0000
817	11.115	11.608	-0.493	4.433	1.0000
818	10.423	11.408	-0.984	9.443	0.8339
819	11.614	11.891	-0.276	2.378	1.0000
820	12.303	11.896	0.406	3.301	1.0000
821	12.546	12.209	0.338	2.691	1.0000
822	11.575	11.592	-0.016	0.142	1.0000
823	11.909	11.591	0.318	2.668	1.0000
824	11.785	12.025	-0.241	2.043	1.0000
825	12.094	12.064	0.030	0.245	1.0000
826	11.380	11.725	-0.344	3.026	1.0000
828	12.486	11.853	0.633	5.069	1.0000
829	11.462	11.809	-0.347	3.026	1.0000
830	12.053	11.643	0.410	3.403	1.0000
831	11.871	11.972	-0.101	0.851	1.0000
832	12.514	12.035	0.479	3.825	1.0000
833	11.331	11.817	-0.486	4.289	1.0000

Robust Multiple Regression Report

Dataset C:\Users\Dr_Ia\Desktop\BHTotalDataSaleDateAvValues313jan2023.NCSS

Dependent Ln_Sale_Price

Warning: At least one value was reset to 0.0 because it was less than the NCSS machine zero of 1E-20. To change the machine zero, choose File > System Options (or Report Options) from the menu and select the Constants tab.

Warning: Variable(Dummy_2010) has been zeroed out. Remove it to prevent errors!

Robust Residuals and Weights (Continued)

Row	Actual Ln_Sale_Price	Predicted Ln_Sale_Price	Residual	Absolute Percent Error	Robust Weight
834	11.667	11.461	0.206	1.767	1.0000
835	12.310	12.114	0.196	1.594	1.0000
836	11.728	11.899	-0.171	1.457	1.0000
837	11.957	11.965	-0.008	0.063	1.0000
838	11.412	11.706	-0.294	2.577	1.0000
840	11.538	11.362	0.176	1.526	1.0000
841	11.909	12.234	-0.325	2.726	1.0000
842	11.615	11.979	-0.364	3.136	1.0000
843	12.183	11.718	0.464	3.812	1.0000
844	11.486	11.626	-0.140	1.222	1.0000
845	12.297	11.764	0.533	4.332	1.0000
846	11.182	11.499	-0.317	2.831	1.0000
847	11.712	11.514	0.198	1.689	1.0000
848	12.167	11.936	0.232	1.903	1.0000
849	12.216	11.538	0.678	5.547	1.0000
850	11.113	11.539	-0.426	3.832	1.0000
851	11.886	11.703	0.183	1.536	1.0000
852	11.222	11.584	-0.362	3.226	1.0000
853	11.623	11.585	0.038	0.327	1.0000
854	12.018	11.933	0.085	0.705	1.0000
855	12.804	12.040	0.763	5.960	1.0000
856	11.409	12.041	-0.631	5.534	1.0000
857	12.051	12.061	-0.011	0.089	1.0000
858	12.712	12.229	0.483	3.799	1.0000
859	11.753	11.898	-0.145	1.233	1.0000
860	11.750	11.848	-0.098	0.833	1.0000
861	12.144	12.273	-0.129	1.061	1.0000
862	11.193	11.949	-0.756	6.753	1.0000
863	11.778	11.949	-0.171	1.452	1.0000
864	11.962	11.930	0.032	0.265	1.0000
865	9.734	12.124	-2.390	24.558	0.3434
867	9.811	11.947	-2.136	21.772	0.3843
868	11.591	12.014	-0.424	3.655	1.0000
869	12.032	12.096	-0.064	0.532	1.0000
870	11.717	11.901	-0.184	1.572	1.0000
871	12.794	11.876	0.918	7.179	0.8937
872	11.725	11.868	-0.142	1.215	1.0000
873	12.219	11.742	0.477	3.904	1.0000
875	12.036	12.145	-0.108	0.900	1.0000
876	12.023	11.807	0.216	1.794	1.0000
877	10.415	11.628	-1.213	11.647	0.6766
878	12.897	12.110	0.786	6.096	1.0000
879	10.668	12.209	-1.541	14.446	0.5326

Robust Multiple Regression Report

Dataset C:\Users\Dr_Ia\Desktop\BHTotalDataSaleDateAvValues313jan2023.NCSS

Dependent Ln_Sale_Price

Warning: At least one value was reset to 0.0 because it was less than the NCSS machine zero of 1E-20. To change the machine zero, choose File > System Options (or Report Options) from the menu and select the Constants tab.

Warning: Variable(Dummy_2010) has been zeroed out. Remove it to prevent errors!

Robust Residuals and Weights (Continued)

Row	Actual Ln_Sale_Price	Predicted Ln_Sale_Price	Residual	Absolute Percent Error	Robust Weight
881	10.420	11.022	-0.602	5.781	1.0000
882	12.612	11.505	1.107	8.775	0.7416
883	13.151	12.171	0.980	7.452	0.8375
884	12.193	12.313	-0.120	0.985	1.0000
885	12.238	12.206	0.032	0.261	1.0000
886	12.479	12.221	0.259	2.073	1.0000
887	13.045	11.753	1.292	9.906	0.6352
888	11.734	12.139	-0.405	3.455	1.0000
889	11.698	12.033	-0.335	2.862	1.0000
890	12.736	11.147	1.589	12.473	0.5167
893	11.633	11.798	-0.165	1.419	1.0000
894	12.536	12.191	0.345	2.749	1.0000
895	9.917	11.556	-1.640	16.533	0.5006
896	11.531	11.869	-0.339	2.937	1.0000
897	11.267	11.543	-0.275	2.445	1.0000
898	11.621	11.858	-0.237	2.041	1.0000
899	11.512	11.554	-0.042	0.363	1.0000
900	11.410	12.078	-0.668	5.853	1.0000
901	11.449	11.623	-0.174	1.518	1.0000
902	10.813	11.617	-0.804	7.438	1.0000
903	12.804	12.269	0.535	4.178	1.0000
904	11.851	11.654	0.197	1.662	1.0000
905	11.579	11.156	0.422	3.646	1.0000
906	12.155	11.860	0.295	2.430	1.0000
907	11.990	11.894	0.096	0.800	1.0000
908	11.226	11.571	-0.345	3.072	1.0000
909	12.430	11.915	0.516	4.148	1.0000
910	12.649	12.098	0.551	4.353	1.0000
911	12.432	12.000	0.432	3.475	1.0000
912	13.049	12.369	0.680	5.209	1.0000
913	11.616	11.866	-0.250	2.155	1.0000
914	11.820	12.315	-0.495	4.192	1.0000
915	10.012	12.219	-2.207	22.047	0.3719
916	11.965	12.003	-0.038	0.318	1.0000
917	12.332	12.037	0.296	2.397	1.0000
918	11.873	11.594	0.279	2.347	1.0000
919	11.906	11.797	0.109	0.917	1.0000
920	12.274	12.034	0.239	1.948	1.0000
921	12.684	12.051	0.632	4.985	1.0000
922	11.675	11.599	0.076	0.651	1.0000
923	12.329	11.892	0.437	3.546	1.0000
924	12.455	11.910	0.546	4.380	1.0000
925	13.331	12.459	0.873	6.545	0.9407

Robust Multiple Regression Report

Dataset C:\Users\Dr_Ia\Desktop\BHTotalDataSaleDateAvValues313jan2023.NCSS

Dependent Ln_Sale_Price

Warning: At least one value was reset to 0.0 because it was less than the NCSS machine zero of 1E-20. To change the machine zero, choose File > System Options (or Report Options) from the menu and select the Constants tab.

Warning: Variable(Dummy_2010) has been zeroed out. Remove it to prevent errors!

Robust Residuals and Weights (Continued)

Row	Actual Ln_Sale_Price	Predicted Ln_Sale_Price	Residual	Absolute Percent Error	Robust Weight
926	12.116	11.943	0.173	1.425	1.0000
927	11.564	12.104	-0.539	4.663	1.0000
928	11.844	12.300	-0.456	3.849	1.0000
929	12.932	12.630	0.302	2.335	1.0000
930	13.310	12.142	1.169	8.781	0.7023
931	10.724	11.718	-0.994	9.270	0.8257
932	11.971	12.178	-0.206	1.723	1.0000
933	12.253	12.017	0.236	1.924	1.0000
934	13.547	12.552	0.995	7.346	0.8248
935	12.943	12.037	0.906	6.996	0.9064
936	13.327	12.599	0.728	5.459	1.0000
937	12.269	12.047	0.221	1.804	1.0000
938	11.105	11.807	-0.702	6.325	1.0000
939	11.803	12.114	-0.311	2.638	1.0000
940	11.966	12.073	-0.107	0.897	1.0000
941	12.086	12.295	-0.209	1.733	1.0000
943	12.152	11.868	0.284	2.335	1.0000
945	12.654	12.016	0.639	5.046	1.0000
946	11.851	11.674	0.177	1.492	1.0000
947	12.086	11.711	0.374	3.098	1.0000
948	12.329	11.711	0.619	5.017	1.0000
950	12.121	11.836	0.284	2.346	1.0000
951	11.755	11.713	0.042	0.355	1.0000
952	11.911	11.880	0.031	0.261	1.0000
953	11.911	11.693	0.218	1.834	1.0000
954	12.782	11.703	1.079	8.440	0.7609
955	11.886	11.949	-0.064	0.535	1.0000
956	12.498	12.182	0.316	2.530	1.0000
957	12.217	12.004	0.214	1.750	1.0000
958	12.083	11.705	0.378	3.127	1.0000
959	10.810	11.417	-0.607	5.616	1.0000
960	12.594	12.288	0.306	2.431	1.0000
961	12.046	11.821	0.225	1.867	1.0000
962	11.407	12.449	-1.042	9.132	0.7879
963	11.857	11.775	0.082	0.690	1.0000
964	12.168	12.118	0.050	0.411	1.0000
965	10.902	11.504	-0.603	5.531	1.0000
966	12.164	12.138	0.026	0.216	1.0000
967	11.711	12.078	-0.368	3.138	1.0000
968	12.088	12.109	-0.021	0.173	1.0000
969	11.388	11.600	-0.212	1.857	1.0000
970	10.722	11.710	-0.987	9.210	0.8312
971	11.207	12.357	-1.151	10.266	0.7134

Robust Multiple Regression Report

Dataset C:\Users\Dr_Ia\Desktop\BHTotalDataSaleDateAvValues313jan2023.NCSS

Dependent Ln_Sale_Price

Warning: At least one value was reset to 0.0 because it was less than the NCSS machine zero of 1E-20. To change the machine zero, choose File > System Options (or Report Options) from the menu and select the Constants tab.

Warning: Variable(Dummy_2010) has been zeroed out. Remove it to prevent errors!

Robust Residuals and Weights (Continued)

Row	Actual Ln_Sale_Price	Predicted Ln_Sale_Price	Residual	Absolute Percent Error	Robust Weight
972	11.870	11.714	0.156	1.312	1.0000
973	11.109	12.370	-1.262	11.357	0.6506
974	12.085	12.226	-0.141	1.171	1.0000
975	12.448	12.775	-0.327	2.629	1.0000
976	11.735	12.045	-0.310	2.642	1.0000
978	11.829	11.491	0.339	2.862	1.0000
979	12.718	12.015	0.703	5.526	1.0000
980	13.073	12.110	0.962	7.361	0.8529
981	13.633	12.588	1.045	7.665	0.7855
982	12.231	12.086	0.144	1.181	1.0000
983	12.978	12.434	0.544	4.188	1.0000
984	10.834	11.961	-1.127	10.402	0.7283
985	9.116	12.269	-3.153	34.589	0.2603
986	12.708	11.975	0.732	5.762	1.0000
987	10.926	12.721	-1.795	16.427	0.4573
988	13.003	12.300	0.703	5.405	1.0000
989	10.015	11.200	-1.185	11.831	0.6927
990	11.064	12.056	-0.993	8.973	0.8268
992	12.166	11.941	0.224	1.844	1.0000
993	11.958	12.059	-0.101	0.844	1.0000
994	12.161	12.030	0.131	1.076	1.0000
995	12.477	12.030	0.447	3.583	1.0000
996	12.029	12.211	-0.182	1.511	1.0000
997	13.164	12.039	1.124	8.540	0.7301
998	12.282	12.253	0.029	0.239	1.0000
999	11.309	11.616	-0.307	2.715	1.0000
1000	11.376	11.898	-0.522	4.585	1.0000
1001	11.663	11.916	-0.253	2.165	1.0000
1002	11.992	11.927	0.065	0.542	1.0000
1003	12.384	11.916	0.468	3.777	1.0000
1004	13.095	12.451	0.644	4.919	1.0000
1005	10.715	11.817	-1.103	10.293	0.7442
1006	10.783	11.943	-1.160	10.760	0.7074
1007	9.650	12.040	-2.390	24.764	0.3435
1008	12.087	12.614	-0.527	4.360	1.0000
1009	12.265	12.216	0.049	0.399	1.0000
1010	10.866	12.595	-1.729	15.912	0.4747
1011	11.583	12.237	-0.654	5.646	1.0000
1012	11.558	12.278	-0.720	6.231	1.0000
1013	12.910	12.481	0.429	3.321	1.0000
1014	13.077	12.696	0.382	2.919	1.0000
1015	13.152	11.900	1.252	9.521	0.6555
1017	12.013	12.189	-0.176	1.465	1.0000

Robust Multiple Regression Report

Dataset C:\Users\Dr_Ia\Desktop\BHTotalDataSaleDateAvValues313jan2023.NCSS

Dependent Ln_Sale_Price

Warning: At least one value was reset to 0.0 because it was less than the NCSS machine zero of 1E-20. To change the machine zero, choose File > System Options (or Report Options) from the menu and select the Constants tab.

Warning: Variable(Dummy_2010) has been zeroed out. Remove it to prevent errors!

Robust Residuals and Weights (Continued)

Row	Actual Ln_Sale_Price	Predicted Ln_Sale_Price	Residual	Absolute Percent Error	Robust Weight
1018	12.738	12.462	0.275	2.163	1.0000
1019	12.169	11.730	0.439	3.611	1.0000
1020	12.125	12.537	-0.412	3.401	1.0000
1022	12.381	12.462	-0.081	0.655	1.0000
1024	13.084	12.567	0.517	3.954	1.0000
1025	12.050	11.609	0.441	3.662	1.0000
1026	12.050	11.760	0.290	2.403	1.0000
1027	13.339	12.384	0.956	7.164	0.8589
1028	13.151	12.160	0.991	7.539	0.8278
1029	12.577	12.734	-0.157	1.248	1.0000
1030	12.173	11.963	0.210	1.722	1.0000
1031	12.273	12.495	-0.223	1.816	1.0000
1032	13.369	12.882	0.487	3.642	1.0000
1033	11.375	12.257	-0.882	7.750	0.9311
1035	12.528	12.242	0.286	2.282	1.0000
1036	12.431	12.231	0.199	1.603	1.0000
1037	12.072	12.265	-0.193	1.602	1.0000
1039	11.866	11.879	-0.012	0.104	1.0000
1040	11.992	12.327	-0.335	2.790	1.0000
1041	12.643	12.026	0.617	4.881	1.0000
1042	12.915	12.371	0.543	4.207	1.0000
1044	12.237	12.047	0.190	1.554	1.0000
1045	11.371	12.635	-1.264	11.119	0.6492
1046	13.137	12.740	0.398	3.026	1.0000
1047	11.127	11.961	-0.834	7.498	0.9838
1048	12.057	12.406	-0.349	2.897	1.0000
1049	11.562	11.949	-0.387	3.350	1.0000
1050	11.975	11.961	0.014	0.120	1.0000
1051	12.015	12.278	-0.263	2.186	1.0000
1052	12.715	12.273	0.442	3.477	1.0000
1054	11.645	12.308	-0.663	5.694	1.0000
1055	12.004	11.976	0.028	0.229	1.0000
1057	12.919	12.484	0.436	3.371	1.0000
1058	12.118	12.375	-0.257	2.119	1.0000
1059	13.289	12.339	0.949	7.144	0.8646
1061	12.344	11.851	0.493	3.995	1.0000
1062	12.472	11.401	1.071	8.585	0.7666
1063	12.017	12.463	-0.446	3.713	1.0000
1064	12.939	12.504	0.435	3.364	1.0000
1065	12.965	12.653	0.313	2.411	1.0000
1066	12.110	12.196	-0.086	0.713	1.0000
1067	11.732	12.574	-0.842	7.175	0.9750
1068	11.264	11.457	-0.192	1.709	1.0000

Robust Multiple Regression Report

Dataset C:\Users\Dr_Ia\Desktop\BHTotalDataSaleDateAvValues313jan2023.NCSS

Dependent Ln_Sale_Price

Warning: At least one value was reset to 0.0 because it was less than the NCSS machine zero of 1E-20. To change the machine zero, choose File > System Options (or Report Options) from the menu and select the Constants tab.

Warning: Variable(Dummy_2010) has been zeroed out. Remove it to prevent errors!

Robust Residuals and Weights (Continued)

Row	Actual Ln_Sale_Price	Predicted Ln_Sale_Price	Residual	Absolute Percent Error	Robust Weight
1069	11.484	11.394	0.090	0.782	1.0000
1070	11.997	11.750	0.247	2.061	1.0000
1071	12.549	11.887	0.661	5.271	1.0000
1072	12.612	12.096	0.516	4.089	1.0000
1073	12.981	12.459	0.522	4.024	1.0000
1074	12.765	12.247	0.519	4.063	1.0000
1075	12.633	12.511	0.122	0.967	1.0000
1076	12.692	12.704	-0.013	0.099	1.0000
1077	11.942	11.755	0.187	1.567	1.0000
1078	12.841	12.227	0.614	4.785	1.0000
1079	12.764	12.555	0.209	1.636	1.0000
1082	11.562	12.170	-0.608	5.262	1.0000
1083	11.874	11.875	0.000	0.004	1.0000
1084	11.925	12.035	-0.110	0.920	1.0000
1085	11.567	12.325	-0.757	6.548	1.0000
1086	12.066	12.372	-0.306	2.538	1.0000
1087	11.951	11.733	0.219	1.828	1.0000
1089	12.104	12.218	-0.115	0.947	1.0000
1090	11.663	12.180	-0.518	4.440	1.0000
1091	12.655	12.334	0.321	2.533	1.0000
1092	12.832	12.318	0.514	4.006	1.0000
1093	12.436	12.063	0.373	3.002	1.0000
1094	12.819	12.550	0.269	2.101	1.0000
1095	12.274	12.616	-0.342	2.783	1.0000
1096	12.146	12.279	-0.132	1.089	1.0000
1097	12.190	12.232	-0.042	0.344	1.0000
1098	11.958	12.638	-0.680	5.683	1.0000
1099	12.517	12.478	0.039	0.314	1.0000
1100	12.690	12.673	0.017	0.131	1.0000
1101	13.088	12.915	0.173	1.325	1.0000
1102	12.702	12.384	0.319	2.508	1.0000
1103	12.536	12.415	0.121	0.964	1.0000
1104	11.530	12.280	-0.751	6.510	1.0000
1105	10.781	12.754	-1.973	18.304	0.4160
1106	10.973	11.488	-0.515	4.694	1.0000
1107	13.327	12.628	0.698	5.239	1.0000
1108	12.170	11.758	0.412	3.388	1.0000
1109	12.157	12.277	-0.120	0.983	1.0000
1110	12.424	12.289	0.135	1.089	1.0000
1111	11.260	12.315	-1.055	9.370	0.7780
1112	12.167	11.974	0.193	1.587	1.0000
1113	12.254	12.320	-0.066	0.540	1.0000
1114	12.660	12.165	0.495	3.909	1.0000

Robust Multiple Regression Report

Dataset C:\Users\Dr_Ia\Desktop\BHTotalDataSaleDateAvValues313jan2023.NCSS

Dependent Ln_Sale_Price

Warning: At least one value was reset to 0.0 because it was less than the NCSS machine zero of 1E-20. To change the machine zero, choose File > System Options (or Report Options) from the menu and select the Constants tab.

Warning: Variable(Dummy_2010) has been zeroed out. Remove it to prevent errors!

Robust Residuals and Weights (Continued)

Row	Actual Ln_Sale_Price	Predicted Ln_Sale_Price	Residual	Absolute Percent Error	Robust Weight
1115	12.126	12.378	-0.252	2.080	1.0000
1116	12.744	12.075	0.669	5.249	1.0000
1117	12.403	12.279	0.125	1.006	1.0000
1118	13.076	12.286	0.791	6.047	1.0000
1119	11.935	11.978	-0.043	0.357	1.0000
1121	12.748	12.248	0.500	3.924	1.0000
1122	11.888	11.922	-0.033	0.281	1.0000
1123	13.534	12.998	0.535	3.957	1.0000
1124	12.603	12.075	0.528	4.192	1.0000
1125	11.954	11.932	0.022	0.182	1.0000
1126	11.558	12.264	-0.706	6.108	1.0000
1127	11.875	12.350	-0.475	3.999	1.0000
1128	12.258	12.478	-0.219	1.790	1.0000
1129	11.476	12.176	-0.700	6.101	1.0000
1130	12.735	12.216	0.518	4.071	1.0000
1131	12.366	12.261	0.105	0.849	1.0000
1132	12.201	12.213	-0.011	0.092	1.0000
1133	12.051	12.291	-0.240	1.994	1.0000
1134	11.106	12.672	-1.566	14.104	0.5240
1135	12.462	12.751	-0.289	2.317	1.0000
1136	11.487	11.892	-0.405	3.526	1.0000
1137	12.156	12.351	-0.195	1.605	1.0000
1138	13.488	12.472	1.015	7.528	0.8084
1139	13.193	12.592	0.600	4.551	1.0000
1140	13.358	12.536	0.821	6.149	0.9993
1141	11.815	11.855	-0.039	0.331	1.0000
1142	11.783	12.206	-0.423	3.590	1.0000
1143	10.777	12.269	-1.492	13.842	0.5502
1144	12.117	12.423	-0.306	2.523	1.0000
1145	12.567	12.211	0.356	2.834	1.0000
1146	12.769	12.527	0.241	1.889	1.0000
1147	12.987	12.627	0.360	2.774	1.0000
1148	13.832	12.475	1.357	9.813	0.6047
1150	11.127	11.799	-0.671	6.033	1.0000
1151	11.800	12.341	-0.541	4.583	1.0000
1152	13.207	12.596	0.611	4.623	1.0000
1153	12.694	12.067	0.627	4.936	1.0000
1154	10.952	12.393	-1.441	13.157	0.5696
1155	11.469	12.515	-1.046	9.117	0.7850
1156	12.262	12.239	0.023	0.188	1.0000
1157	12.016	12.185	-0.169	1.408	1.0000
1158	12.428	12.548	-0.121	0.970	1.0000
1159	12.429	12.332	0.097	0.783	1.0000

Robust Multiple Regression Report

Dataset C:\Users\Dr_Ia\Desktop\BHTotalDataSaleDateAvValues313jan2023.NCSS

Dependent Ln_Sale_Price

Warning: At least one value was reset to 0.0 because it was less than the NCSS machine zero of 1E-20. To change the machine zero, choose File > System Options (or Report Options) from the menu and select the Constants tab.

Warning: Variable(Dummy_2010) has been zeroed out. Remove it to prevent errors!

Robust Residuals and Weights (Continued)

Row	Actual Ln_Sale_Price	Predicted Ln_Sale_Price	Residual	Absolute Percent Error	Robust Weight
1160	11.776	12.040	-0.263	2.235	1.0000
1161	11.730	11.832	-0.103	0.877	1.0000
1162	13.122	12.896	0.226	1.721	1.0000
1163	11.803	12.188	-0.385	3.261	1.0000
1165	11.163	12.493	-1.329	11.908	0.6175
1166	11.660	11.832	-0.172	1.474	1.0000
1168	12.424	12.352	0.071	0.575	1.0000
1169	12.419	12.564	-0.145	1.164	1.0000
1170	12.408	11.978	0.430	3.464	1.0000
1171	12.052	12.185	-0.133	1.106	1.0000
1172	13.582	12.797	0.785	5.779	1.0000
1173	12.220	12.455	-0.235	1.923	1.0000
1174	11.589	12.343	-0.754	6.509	1.0000
1175	12.787	12.469	0.318	2.485	1.0000
1176	12.642	12.337	0.305	2.411	1.0000
1177	11.931	12.566	-0.635	5.321	1.0000
1178	12.267	12.082	0.185	1.507	1.0000
1179	11.564	12.516	-0.952	8.230	0.8624
1180	11.751	12.173	-0.422	3.595	1.0000
1181	13.033	12.361	0.672	5.155	1.0000
1182	12.568	11.717	0.851	6.774	0.9640
1183	12.596	12.407	0.188	1.495	1.0000
1184	12.850	12.401	0.449	3.494	1.0000
1185	13.288	12.534	0.754	5.677	1.0000
1186	12.665	12.368	0.297	2.347	1.0000
1187	12.532	12.037	0.495	3.948	1.0000
1188	12.578	12.583	-0.006	0.046	1.0000
1189	12.179	12.316	-0.137	1.126	1.0000
1190	11.580	11.269	0.311	2.688	1.0000
1191	11.099	11.924	-0.825	7.434	0.9947
1192	11.244	12.329	-1.086	9.656	0.7560
1193	11.817	12.796	-0.979	8.284	0.8385
1194	11.944	12.199	-0.255	2.137	1.0000
1195	12.723	12.106	0.617	4.849	1.0000
1196	11.621	12.168	-0.547	4.705	1.0000
1197	13.457	12.388	1.069	7.944	0.7678
1198	12.834	12.590	0.244	1.904	1.0000
1199	12.235	12.564	-0.329	2.689	1.0000
1200	13.134	12.657	0.477	3.633	1.0000
1202	12.709	12.448	0.261	2.052	1.0000
1203	11.943	12.075	-0.132	1.107	1.0000
1204	9.881	10.822	-0.940	9.517	0.8728
1205	12.998	11.564	1.434	11.030	0.5725

Robust Multiple Regression Report

Dataset C:\Users\Dr_Ia\Desktop\BHTotalDataSaleDateAvValues313jan2023.NCSS

Dependent Ln_Sale_Price

Warning: At least one value was reset to 0.0 because it was less than the NCSS machine zero of 1E-20. To change the machine zero, choose File > System Options (or Report Options) from the menu and select the Constants tab.

Warning: Variable(Dummy_2010) has been zeroed out. Remove it to prevent errors!

Robust Residuals and Weights (Continued)

Row	Actual Ln_Sale_Price	Predicted Ln_Sale_Price	Residual	Absolute Percent Error	Robust Weight
1206	11.605	11.602	0.003	0.026	1.0000
1207	10.750	11.552	-0.802	7.458	1.0000
1210	12.311	12.126	0.184	1.498	1.0000
1211	13.168	12.469	0.699	5.311	1.0000
1212	11.166	11.440	-0.273	2.449	1.0000
1213	11.931	11.735	0.196	1.645	1.0000
1215	11.563	12.314	-0.752	6.501	1.0000
1216	12.842	12.158	0.684	5.326	1.0000
1217	12.104	11.709	0.395	3.266	1.0000
1218	12.055	11.319	0.736	6.103	1.0000
1219	12.813	12.052	0.761	5.938	1.0000
1220	11.547	11.993	-0.446	3.861	1.0000
1221	11.754	12.241	-0.487	4.142	1.0000
1222	11.533	12.045	-0.512	4.440	1.0000
1223	12.310	12.262	0.048	0.387	1.0000
1225	12.003	12.147	-0.144	1.197	1.0000
1226	13.381	12.030	1.351	10.099	0.6074
1227	12.405	12.409	-0.004	0.036	1.0000
1228	12.443	12.131	0.312	2.510	1.0000
1229	11.614	12.017	-0.404	3.475	1.0000
1230	10.362	11.703	-1.341	12.939	0.6122
1231	12.903	12.284	0.618	4.793	1.0000
1233	12.911	12.012	0.899	6.959	0.9135
1234	12.572	12.115	0.457	3.632	1.0000
1235	12.617	12.422	0.196	1.550	1.0000
1236	12.931	12.150	0.781	6.041	1.0000
1237	11.994	11.797	0.197	1.645	1.0000
1239	10.840	11.615	-0.774	7.144	1.0000
1240	12.725	12.833	-0.108	0.849	1.0000
1241	13.157	12.621	0.535	4.070	1.0000
1242	13.155	12.621	0.534	4.060	1.0000
1243	11.644	12.644	-0.999	8.580	0.8215
1244	11.979	12.468	-0.489	4.084	1.0000
1245	12.382	12.310	0.072	0.580	1.0000
1246	12.494	12.361	0.133	1.063	1.0000
1247	10.925	11.685	-0.760	6.952	1.0000
1248	11.713	11.954	-0.241	2.058	1.0000
1249	11.867	11.557	0.311	2.617	1.0000
1250	12.826	12.125	0.700	5.461	1.0000
1251	11.855	11.947	-0.092	0.776	1.0000
1252	11.242	11.971	-0.729	6.487	1.0000
1253	11.886	11.783	0.103	0.869	1.0000
1254	12.554	12.146	0.408	3.247	1.0000

Robust Multiple Regression Report

Dataset C:\Users\Dr_Ia\Desktop\BHTotalDataSaleDateAvValues313jan2023.NCSS

Dependent Ln_Sale_Price

Warning: At least one value was reset to 0.0 because it was less than the NCSS machine zero of 1E-20. To change the machine zero, choose File > System Options (or Report Options) from the menu and select the Constants tab.

Warning: Variable(Dummy_2010) has been zeroed out. Remove it to prevent errors!

Robust Residuals and Weights (Continued)

Row	Actual Ln_Sale_Price	Predicted Ln_Sale_Price	Residual	Absolute Percent Error	Robust Weight
1255	12.619	12.333	0.287	2.273	1.0000
1256	11.353	11.971	-0.618	5.447	1.0000
1257	11.925	12.269	-0.345	2.890	1.0000
1258	11.178	12.004	-0.827	7.397	0.9927
1259	11.530	12.014	-0.484	4.200	1.0000
1260	11.846	12.008	-0.162	1.364	1.0000
1261	12.448	11.931	0.517	4.153	1.0000
1262	12.159	12.015	0.144	1.184	1.0000
1263	10.314	11.800	-1.486	14.407	0.5523
1264	11.393	12.239	-0.846	7.428	0.9699
1265	12.134	12.497	-0.363	2.995	1.0000
1266	12.842	12.181	0.661	5.147	1.0000
1269	12.119	12.077	0.042	0.347	1.0000
1270	12.801	12.160	0.641	5.010	1.0000
1271	12.931	12.285	0.645	4.990	1.0000
1272	10.769	12.126	-1.357	12.601	0.6048
1274	12.201	11.911	0.291	2.381	1.0000
1275	11.490	11.753	-0.263	2.288	1.0000
1276	10.604	11.011	-0.407	3.838	1.0000
1277	11.774	11.781	-0.007	0.062	1.0000
1278	12.603	12.073	0.530	4.209	1.0000
1280	12.022	11.714	0.308	2.563	1.0000
1281	12.656	12.356	0.300	2.370	1.0000
1282	11.719	11.936	-0.216	1.845	1.0000
1283	11.965	11.971	-0.006	0.054	1.0000
1284	10.604	11.220	-0.616	5.812	1.0000
1285	11.071	11.654	-0.583	5.264	1.0000
1287	10.373	12.405	-2.033	19.596	0.4038
1290	12.884	12.450	0.434	3.367	1.0000
1291	12.476	12.666	-0.191	1.530	1.0000
1292	13.109	12.190	0.919	7.010	0.8932
1293	12.383	11.356	1.028	8.298	0.7988
1294	12.687	11.350	1.337	10.537	0.6140
1297	11.885	11.807	0.078	0.652	1.0000
1298	12.851	12.373	0.478	3.719	1.0000
1299	12.433	12.451	-0.018	0.142	1.0000
1300	12.726	12.339	0.387	3.042	1.0000
1301	12.399	12.339	0.060	0.486	1.0000
1302	12.528	12.479	0.049	0.390	1.0000
1303	12.364	12.177	0.186	1.505	1.0000
1304	11.933	12.327	-0.394	3.301	1.0000
1305	11.370	12.023	-0.653	5.744	1.0000
1306	12.043	12.278	-0.235	1.952	1.0000

Robust Multiple Regression Report

Dataset C:\Users\Dr_Ia\Desktop\BHTotalDataSaleDateAvValues313jan2023.NCSS

Dependent Ln_Sale_Price

Warning: At least one value was reset to 0.0 because it was less than the NCSS machine zero of 1E-20. To change the machine zero, choose File > System Options (or Report Options) from the menu and select the Constants tab.

Warning: Variable(Dummy_2010) has been zeroed out. Remove it to prevent errors!

Robust Residuals and Weights (Continued)

Row	Actual Ln_Sale_Price	Predicted Ln_Sale_Price	Residual	Absolute Percent Error	Robust Weight
1307	12.513	12.384	0.130	1.036	1.0000
1308	11.872	12.311	-0.440	3.702	1.0000
1309	11.028	12.133	-1.105	10.015	0.7431
1310	11.470	12.258	-0.788	6.870	1.0000
1311	12.189	12.130	0.059	0.485	1.0000
1312	11.916	12.200	-0.284	2.385	1.0000
1313	12.201	11.862	0.340	2.783	1.0000
1314	12.399	11.871	0.528	4.259	1.0000
1315	12.158	12.297	-0.139	1.142	1.0000
1316	12.598	12.024	0.574	4.560	1.0000
1317	12.284	12.249	0.035	0.283	1.0000
1318	12.742	12.316	0.426	3.345	1.0000
1319	12.524	12.324	0.200	1.595	1.0000
1320	12.432	12.332	0.100	0.803	1.0000
1321	12.907	12.186	0.721	5.589	1.0000
1322	11.867	11.810	0.057	0.481	1.0000
1323	11.393	12.149	-0.756	6.636	1.0000
1324	12.414	11.823	0.591	4.762	1.0000
1325	12.858	12.450	0.408	3.173	1.0000
1326	11.966	11.412	0.553	4.625	1.0000
1327	12.241	11.980	0.262	2.139	1.0000
1328	11.267	11.968	-0.701	6.221	1.0000
1329	9.693	11.115	-1.422	14.675	0.5770
1330	11.746	11.921	-0.174	1.486	1.0000
1331	11.070	11.620	-0.550	4.965	1.0000
1332	10.455	12.150	-1.694	16.207	0.4844
1333	11.144	11.844	-0.700	6.279	1.0000
1334	11.976	12.466	-0.491	4.096	1.0000
1335	12.247	12.016	0.231	1.888	1.0000
1336	12.343	12.191	0.152	1.230	1.0000
1338	11.108	11.672	-0.563	5.072	1.0000
1340	10.676	12.060	-1.384	12.963	0.5931
1341	12.822	12.729	0.093	0.722	1.0000
1342	12.825	12.649	0.176	1.372	1.0000
1343	12.321	12.113	0.208	1.689	1.0000
1344	11.259	12.005	-0.746	6.628	1.0000
1346	11.809	11.973	-0.165	1.394	1.0000
1347	11.625	11.680	-0.054	0.467	1.0000
1350	11.971	12.099	-0.128	1.069	1.0000
1351	11.451	11.933	-0.482	4.211	1.0000
1352	12.573	12.422	0.151	1.201	1.0000
1353	12.565	12.335	0.230	1.830	1.0000
1354	12.413	12.186	0.227	1.829	1.0000

Robust Multiple Regression Report

Dataset C:\Users\Dr_Ia\Desktop\BHTotalDataSaleDateAvValues313jan2023.NCSS

Dependent Ln_Sale_Price

Warning: At least one value was reset to 0.0 because it was less than the NCSS machine zero of 1E-20. To change the machine zero, choose File > System Options (or Report Options) from the menu and select the Constants tab.

Warning: Variable(Dummy_2010) has been zeroed out. Remove it to prevent errors!

Robust Residuals and Weights (Continued)

Row	Actual Ln_Sale_Price	Predicted Ln_Sale_Price	Residual	Absolute Percent Error	Robust Weight
1355	11.455	12.015	-0.560	4.892	1.0000
1356	11.879	12.169	-0.289	2.437	1.0000
1357	11.397	11.998	-0.601	5.269	1.0000
1358	12.121	12.074	0.047	0.390	1.0000
1359	12.636	12.394	0.242	1.916	1.0000
1360	11.950	12.130	-0.180	1.506	1.0000
1361	11.285	12.133	-0.849	7.521	0.9671
1362	12.961	12.488	0.473	3.649	1.0000
1363	11.285	12.109	-0.824	7.303	0.9960
1364	12.901	11.946	0.955	7.401	0.8596
1365	12.410	12.271	0.139	1.120	1.0000
1367	12.638	12.009	0.629	4.977	1.0000
1368	12.905	12.388	0.517	4.004	1.0000
1369	13.038	12.529	0.508	3.899	1.0000
1373	11.479	11.524	-0.045	0.394	1.0000
1374	12.307	11.865	0.441	3.586	1.0000
1376	12.207	12.081	0.126	1.031	1.0000
1377	13.037	12.537	0.500	3.835	1.0000
1378	13.174	12.217	0.957	7.262	0.8579
1379	12.808	12.178	0.631	4.923	1.0000
1380	12.369	11.916	0.453	3.661	1.0000
1381	12.149	12.379	-0.230	1.894	1.0000
1382	13.176	12.277	0.899	6.824	0.9128
1383	12.527	12.554	-0.027	0.217	1.0000
1385	12.398	12.475	-0.077	0.621	1.0000
1386	12.240	12.369	-0.129	1.055	1.0000
1387	12.390	12.050	0.340	2.747	1.0000
1388	11.839	11.862	-0.023	0.194	1.0000
1389	10.923	11.837	-0.914	8.370	0.8978
1390	11.712	12.513	-0.801	6.839	1.0000
1393	11.062	12.107	-1.045	9.451	0.7851
1394	11.248	11.596	-0.349	3.099	1.0000
1395	12.367	12.171	0.196	1.588	1.0000
1396	12.814	12.647	0.167	1.303	1.0000
1398	13.068	12.020	1.048	8.021	0.7830
1399	10.933	11.790	-0.857	7.836	0.9581
1400	12.267	12.810	-0.543	4.429	1.0000
1401	11.846	11.968	-0.122	1.033	1.0000
1402	11.779	11.755	0.023	0.200	1.0000
1403	13.173	12.363	0.810	6.151	1.0000
1404	11.291	11.655	-0.364	3.225	1.0000
1405	12.523	11.827	0.696	5.561	1.0000
1406	12.905	11.779	1.125	8.721	0.7293

Robust Multiple Regression Report

Dataset C:\Users\Dr_Ia\Desktop\BHTotalDataSaleDateAvValues313jan2023.NCSS

Dependent Ln_Sale_Price

Warning: At least one value was reset to 0.0 because it was less than the NCSS machine zero of 1E-20. To change the machine zero, choose File > System Options (or Report Options) from the menu and select the Constants tab.

Warning: Variable(Dummy_2010) has been zeroed out. Remove it to prevent errors!

Robust Residuals and Weights (Continued)

Row	Actual Ln_Sale_Price	Predicted Ln_Sale_Price	Residual	Absolute Percent Error	Robust Weight
1407	12.658	12.335	0.323	2.555	1.0000
1408	12.542	12.228	0.315	2.508	1.0000
1409	10.770	11.863	-1.092	10.142	0.7514
1410	10.913	11.920	-1.007	9.228	0.8150
1411	12.849	12.322	0.527	4.098	1.0000
1412	12.024	12.679	-0.655	5.447	1.0000
1413	11.522	11.723	-0.201	1.745	1.0000
1414	12.255	12.080	0.175	1.425	1.0000
1415	10.359	10.958	-0.599	5.780	1.0000
1416	11.076	12.021	-0.945	8.534	0.8684
1417	11.977	12.195	-0.219	1.825	1.0000
1418	12.080	12.002	0.078	0.645	1.0000
1419	12.303	12.824	-0.521	4.233	1.0000
1420	12.159	12.427	-0.268	2.206	1.0000
1421	11.741	12.269	-0.529	4.503	1.0000
1424	12.603	12.333	0.270	2.141	1.0000
1425	12.062	11.845	0.217	1.800	1.0000
1426	11.965	12.107	-0.142	1.187	1.0000
1427	9.942	11.246	-1.303	13.108	0.6298
1428	11.943	11.625	0.317	2.657	1.0000
1429	12.629	12.225	0.404	3.198	1.0000
1430	12.668	12.190	0.479	3.778	1.0000
1431	10.296	11.257	-0.961	9.335	0.8540
1432	11.828	12.758	-0.930	7.862	0.8826
1433	11.970	12.748	-0.779	6.506	1.0000
1434	12.233	11.882	0.350	2.864	1.0000
1435	11.701	11.246	0.454	3.884	1.0000
1437	12.201	12.174	0.027	0.222	1.0000
1438	11.457	11.999	-0.542	4.735	1.0000
1439	11.457	12.036	-0.580	5.059	1.0000
1440	11.772	12.060	-0.288	2.446	1.0000
1441	11.079	11.277	-0.198	1.789	1.0000
1442	12.330	12.098	0.232	1.881	1.0000
1443	12.913	12.392	0.521	4.035	1.0000
1444	12.466	12.152	0.314	2.519	1.0000
1445	14.074	11.150	2.923	20.771	0.2808
1446	13.123	12.518	0.604	4.606	1.0000
1447	12.864	12.340	0.523	4.067	1.0000
1448	12.665	12.332	0.333	2.626	1.0000
1449	13.128	12.411	0.717	5.462	1.0000
1450	12.973	12.381	0.592	4.560	1.0000
1451	12.150	12.174	-0.024	0.194	1.0000
1452	11.892	11.910	-0.018	0.152	1.0000

Robust Multiple Regression Report

Dataset C:\Users\Dr_Ia\Desktop\BHTotalDataSaleDateAvValues313jan2023.NCSS

Dependent Ln_Sale_Price

Warning: At least one value was reset to 0.0 because it was less than the NCSS machine zero of 1E-20. To change the machine zero, choose File > System Options (or Report Options) from the menu and select the Constants tab.

Warning: Variable(Dummy_2010) has been zeroed out. Remove it to prevent errors!

Robust Residuals and Weights (Continued)

Row	Actual Ln_Sale_Price	Predicted Ln_Sale_Price	Residual	Absolute Percent Error	Robust Weight
1453	12.460	12.399	0.061	0.487	1.0000
1454	12.555	12.340	0.214	1.707	1.0000
1455	11.116	12.148	-1.032	9.282	0.7955
1456	12.151	11.962	0.189	1.556	1.0000
1457	11.757	11.859	-0.102	0.866	1.0000
1458	11.805	11.755	0.051	0.429	1.0000
1459	12.135	11.936	0.199	1.641	1.0000
1460	10.902	12.343	-1.440	13.210	0.5699
1461	12.445	12.237	0.208	1.674	1.0000
1462	13.165	12.280	0.885	6.722	0.9275
1463	11.755	11.991	-0.236	2.006	1.0000
1464	11.758	11.660	0.097	0.828	1.0000
1466	11.528	11.867	-0.339	2.940	1.0000
1467	12.419	12.255	0.165	1.326	1.0000
1468	13.018	11.773	1.244	9.560	0.6595
1469	12.080	12.294	-0.214	1.774	1.0000
1470	12.579	12.591	-0.012	0.095	1.0000
1471	11.708	12.356	-0.648	5.533	1.0000
1472	13.722	12.671	1.050	7.656	0.7814
1473	11.704	12.194	-0.491	4.191	1.0000
1474	13.278	12.779	0.500	3.762	1.0000
1475	12.296	11.720	0.576	4.686	1.0000
1476	12.779	12.297	0.482	3.774	1.0000
1477	12.192	12.163	0.028	0.233	1.0000
1478	11.289	11.948	-0.659	5.840	1.0000
1479	12.499	12.059	0.440	3.523	1.0000
1480	11.874	11.840	0.034	0.290	1.0000
1481	10.503	11.750	-1.247	11.874	0.6581
1482	10.925	11.915	-0.990	9.066	0.8288
1483	11.745	12.096	-0.351	2.987	1.0000
1484	11.686	11.655	0.031	0.266	1.0000
1485	12.499	11.926	0.573	4.584	1.0000
1487	12.102	11.803	0.299	2.472	1.0000
1488	11.525	11.789	-0.264	2.290	1.0000
1489	13.108	12.197	0.911	6.951	0.9008
1490	12.852	11.936	0.916	7.127	0.8961
1491	11.639	11.762	-0.123	1.056	1.0000
1492	12.081	12.382	-0.300	2.486	1.0000
1493	12.110	12.500	-0.391	3.225	1.0000
1494	12.709	12.906	-0.196	1.546	1.0000
1495	12.783	12.237	0.546	4.275	1.0000
1496	11.857	11.179	0.678	5.718	1.0000
1497	13.074	12.228	0.846	6.471	0.9701

Robust Multiple Regression Report

Dataset C:\Users\Dr_Ia\Desktop\BHTotalDataSaleDateAvValues313jan2023.NCSS

Dependent Ln_Sale_Price

Warning: At least one value was reset to 0.0 because it was less than the NCSS machine zero of 1E-20. To change the machine zero, choose File > System Options (or Report Options) from the menu and select the Constants tab.

Warning: Variable(Dummy_2010) has been zeroed out. Remove it to prevent errors!

Robust Residuals and Weights (Continued)

Row	Actual Ln_Sale_Price	Predicted Ln_Sale_Price	Residual	Absolute Percent Error	Robust Weight
1498	12.368	12.437	-0.068	0.552	1.0000
1499	10.859	11.772	-0.913	8.406	0.8992
1500	11.074	11.762	-0.688	6.216	1.0000
1501	11.707	11.863	-0.157	1.338	1.0000
1502	11.823	12.291	-0.468	3.955	1.0000
1503	12.203	12.731	-0.527	4.322	1.0000
1504	12.411	12.008	0.403	3.249	1.0000
1505	13.006	11.905	1.101	8.462	0.7458
1506	11.635	11.522	0.113	0.973	1.0000
1507	12.940	12.318	0.621	4.802	1.0000
1508	12.193	12.518	-0.325	2.669	1.0000
1511	12.602	11.907	0.695	5.514	1.0000
1512	13.822	12.094	1.729	12.507	0.4748
1513	12.540	12.176	0.364	2.905	1.0000
1514	11.439	11.727	-0.287	2.510	1.0000
1515	12.862	12.401	0.461	3.584	1.0000
1516	11.732	12.058	-0.327	2.786	1.0000
1517	12.188	11.828	0.360	2.953	1.0000
1518	12.066	12.650	-0.584	4.841	1.0000
1519	12.117	11.940	0.178	1.465	1.0000
1520	10.864	12.296	-1.432	13.185	0.5730
1522	11.888	11.760	0.128	1.073	1.0000
1523	11.167	12.091	-0.924	8.275	0.8883
1525	11.026	11.510	-0.484	4.391	1.0000
1526	11.974	11.848	0.126	1.053	1.0000
1527	10.353	11.589	-1.236	11.940	0.6640
1528	12.722	12.109	0.613	4.820	1.0000
1529	11.479	12.089	-0.610	5.316	1.0000
1530	12.451	11.524	0.927	7.445	0.8855
1531	10.620	11.877	-1.257	11.833	0.6532
1532	12.540	12.147	0.393	3.133	1.0000
1533	12.775	11.551	1.223	9.577	0.6709
1534	11.796	12.012	-0.216	1.829	1.0000
1535	12.431	11.975	0.456	3.669	1.0000
1536	11.998	11.982	0.016	0.133	1.0000
1537	13.289	12.328	0.961	7.229	0.8544
1538	12.139	12.795	-0.656	5.402	1.0000
1539	12.354	12.036	0.318	2.574	1.0000
1540	12.281	12.229	0.052	0.423	1.0000
1541	12.216	12.696	-0.480	3.933	1.0000
1542	12.425	12.328	0.098	0.785	1.0000
1545	11.719	11.861	-0.141	1.207	1.0000
1546	12.736	11.431	1.305	10.247	0.6290

Robust Multiple Regression Report

Dataset C:\Users\Dr_Ia\Desktop\BHTotalDataSaleDateAvValues313jan2023.NCSS

Dependent Ln_Sale_Price

Warning: At least one value was reset to 0.0 because it was less than the NCSS machine zero of 1E-20. To change the machine zero, choose File > System Options (or Report Options) from the menu and select the Constants tab.

Warning: Variable(Dummy_2010) has been zeroed out. Remove it to prevent errors!

Robust Residuals and Weights (Continued)

Row	Actual Ln_Sale_Price	Predicted Ln_Sale_Price	Residual	Absolute Percent Error	Robust Weight
1547	11.089	11.737	-0.648	5.841	1.0000
1548	13.353	12.619	0.734	5.498	1.0000
1549	11.975	11.808	0.167	1.395	1.0000
1550	12.153	11.715	0.438	3.606	1.0000
1551	12.915	12.499	0.416	3.221	1.0000
1552	12.079	12.404	-0.325	2.690	1.0000
1553	11.961	11.806	0.155	1.299	1.0000
1554	12.770	12.040	0.730	5.718	1.0000
1555	10.996	12.004	-1.008	9.170	0.8141
1556	11.281	12.305	-1.024	9.080	0.8013
1557	11.329	12.116	-0.786	6.941	1.0000
1558	11.494	12.111	-0.617	5.365	1.0000
1560	12.462	12.439	0.023	0.182	1.0000
1561	11.640	11.751	-0.112	0.959	1.0000
1562	13.043	12.146	0.897	6.875	0.9153
1563	11.493	11.740	-0.247	2.149	1.0000
1564	11.734	12.079	-0.345	2.944	1.0000
1565	11.802	12.360	-0.558	4.732	1.0000
1566	13.162	12.650	0.512	3.887	1.0000
1568	13.333	12.425	0.908	6.810	0.9040
1569	12.172	12.182	-0.010	0.080	1.0000
1570	12.374	12.556	-0.182	1.473	1.0000
1571	12.520	12.147	0.373	2.980	1.0000
1572	14.300	11.999	2.301	16.092	0.3567
1573	12.798	12.171	0.627	4.897	1.0000
1574	10.887	11.947	-1.060	9.739	0.7742
1576	12.028	12.282	-0.254	2.113	1.0000
1577	11.662	11.528	0.133	1.144	1.0000
1578	12.382	11.982	0.401	3.237	1.0000
1579	12.447	11.865	0.582	4.678	1.0000
1580	11.591	11.732	-0.141	1.216	1.0000
1581	12.569	12.204	0.365	2.903	1.0000
1582	10.575	11.799	-1.224	11.578	0.6704
1583	12.967	12.237	0.730	5.632	1.0000
1584	12.205	12.315	-0.110	0.902	1.0000
1585	11.531	12.458	-0.928	8.044	0.8849
1586	12.692	12.387	0.304	2.398	1.0000
1587	11.688	11.569	0.118	1.013	1.0000
1588	12.882	11.908	0.973	7.557	0.8432
1590	13.036	12.006	1.030	7.900	0.7970
1591	11.005	11.323	-0.318	2.889	1.0000
1592	11.106	12.259	-1.153	10.382	0.7119
1593	11.434	12.133	-0.698	6.108	1.0000

Robust Multiple Regression Report

Dataset C:\Users\Dr_Ia\Desktop\BHTotalDataSaleDateAvValues313jan2023.NCSS

Dependent Ln_Sale_Price

Warning: At least one value was reset to 0.0 because it was less than the NCSS machine zero of 1E-20. To change the machine zero, choose File > System Options (or Report Options) from the menu and select the Constants tab.

Warning: Variable(Dummy_2010) has been zeroed out. Remove it to prevent errors!

Robust Residuals and Weights (Continued)

Row	Actual Ln_Sale_Price	Predicted Ln_Sale_Price	Residual	Absolute Percent Error	Robust Weight
1594	12.183	12.175	0.008	0.068	1.0000
1595	11.046	11.922	-0.877	7.936	0.9364
1596	13.087	11.798	1.289	9.847	0.6369
1597	11.810	11.890	-0.080	0.676	1.0000
1598	11.757	12.135	-0.378	3.214	1.0000
1600	10.743	12.361	-1.618	15.063	0.5072
1601	12.533	11.844	0.689	5.497	1.0000
1602	12.985	12.271	0.715	5.504	1.0000
1604	10.664	11.919	-1.255	11.765	0.6542
1605	11.276	11.905	-0.629	5.577	1.0000
1606	11.495	12.045	-0.550	4.789	1.0000
1608	12.538	11.978	0.560	4.467	1.0000
1609	10.824	11.935	-1.110	10.257	0.7393
1610	12.406	12.010	0.396	3.191	1.0000
1611	13.033	11.915	1.117	8.573	0.7346
1612	10.756	12.447	-1.691	15.724	0.4853
1613	11.579	11.791	-0.212	1.829	1.0000
1614	11.562	12.149	-0.587	5.076	1.0000
1615	10.888	11.790	-0.902	8.287	0.9096
1616	13.676	11.729	1.947	14.239	0.4215
1618	13.030	12.031	0.999	7.668	0.8215
1620	11.853	12.123	-0.269	2.274	1.0000
1621	11.956	11.998	-0.042	0.348	1.0000
1622	12.398	12.287	0.111	0.894	1.0000
1623	12.050	11.329	0.721	5.981	1.0000
1624	12.522	12.374	0.148	1.179	1.0000
1626	11.348	11.454	-0.106	0.935	1.0000
1627	10.998	12.015	-1.017	9.246	0.8071
1628	11.929	12.132	-0.203	1.700	1.0000
1629	12.771	11.533	1.239	9.700	0.6626
1630	13.026	12.487	0.539	4.135	1.0000
1632	12.684	12.458	0.226	1.781	1.0000
1633	11.206	12.176	-0.969	8.650	0.8467
1634	12.339	12.539	-0.201	1.625	1.0000
1635	12.337	12.837	-0.500	4.053	1.0000
1636	11.763	12.022	-0.259	2.199	1.0000
1637	13.091	11.940	1.151	8.790	0.7133
1638	12.761	12.151	0.610	4.777	1.0000
1640	12.718	11.834	0.884	6.949	0.9288
1641	11.983	12.168	-0.185	1.542	1.0000
1642	10.984	11.929	-0.944	8.597	0.8692
1643	12.554	12.366	0.187	1.493	1.0000
1645	11.756	11.691	0.064	0.547	1.0000

Robust Multiple Regression Report

Dataset C:\Users\Dr_Ia\Desktop\BHTotalDataSaleDateAvValues313jan2023.NCSS

Dependent Ln_Sale_Price

Warning: At least one value was reset to 0.0 because it was less than the NCSS machine zero of 1E-20. To change the machine zero, choose File > System Options (or Report Options) from the menu and select the Constants tab.

Warning: Variable(Dummy_2010) has been zeroed out. Remove it to prevent errors!

Robust Residuals and Weights (Continued)

Row	Actual Ln_Sale_Price	Predicted Ln_Sale_Price	Residual	Absolute Percent Error	Robust Weight
1646	12.155	12.152	0.003	0.026	1.0000
1647	10.917	12.108	-1.191	10.909	0.6892
1648	12.116	12.093	0.024	0.195	1.0000
1649	12.676	12.713	-0.037	0.294	1.0000
1650	11.261	12.139	-0.878	7.798	0.9347
1652	12.591	11.978	0.613	4.871	1.0000
1653	11.089	12.087	-0.998	8.998	0.8226
1654	11.511	11.690	-0.178	1.549	1.0000
1655	13.139	12.628	0.511	3.889	1.0000
1656	12.261	12.626	-0.365	2.977	1.0000
1657	11.597	12.419	-0.822	7.090	0.9983
1658	13.650	12.103	1.547	11.333	0.5306
1659	12.712	12.620	0.092	0.724	1.0000
1660	11.567	11.712	-0.144	1.246	1.0000
1661	12.173	12.364	-0.191	1.570	1.0000
1662	12.423	12.193	0.230	1.850	1.0000
1663	11.137	11.874	-0.737	6.616	1.0000
1665	11.422	12.553	-1.131	9.901	0.7258
1666	12.471	12.048	0.423	3.393	1.0000
1667	12.860	12.057	0.803	6.245	1.0000
1668	12.939	12.264	0.675	5.216	1.0000
1669	11.528	11.950	-0.422	3.664	1.0000
1671	11.958	11.349	0.609	5.094	1.0000
1672	13.068	12.340	0.728	5.568	1.0000
1673	12.128	12.205	-0.077	0.634	1.0000
1674	12.850	12.369	0.481	3.740	1.0000
1675	12.933	12.345	0.589	4.551	1.0000
1676	10.546	11.928	-1.382	13.102	0.5940
1678	11.162	11.715	-0.553	4.952	1.0000
1679	12.307	11.926	0.381	3.093	1.0000
1680	12.658	12.927	-0.269	2.126	1.0000
1681	11.737	11.628	0.108	0.923	1.0000
1682	12.143	10.737	1.406	11.578	0.5838
1683	12.260	12.017	0.243	1.980	1.0000
1684	11.288	11.638	-0.350	3.104	1.0000
1685	10.730	11.998	-1.268	11.815	0.6474
1686	12.564	12.822	-0.259	2.060	1.0000
1687	12.577	12.300	0.277	2.200	1.0000
1688	12.254	11.910	0.344	2.810	1.0000
1689	11.811	12.113	-0.303	2.562	1.0000
1690	12.747	11.808	0.939	7.366	0.8741
1691	13.252	12.219	1.032	7.790	0.7951
1692	12.990	12.204	0.786	6.052	1.0000

Robust Multiple Regression Report

Dataset C:\Users\Dr_Ia\Desktop\BHTotalDataSaleDateAvValues313jan2023.NCSS

Dependent Ln_Sale_Price

Warning: At least one value was reset to 0.0 because it was less than the NCSS machine zero of 1E-20. To change the machine zero, choose File > System Options (or Report Options) from the menu and select the Constants tab.

Warning: Variable(Dummy_2010) has been zeroed out. Remove it to prevent errors!

Robust Residuals and Weights (Continued)

Row	Actual Ln_Sale_Price	Predicted Ln_Sale_Price	Residual	Absolute Percent Error	Robust Weight
1693	10.806	11.192	-0.386	3.577	1.0000
1694	11.737	11.823	-0.086	0.731	1.0000
1695	11.795	12.056	-0.261	2.213	1.0000
1696	11.126	11.692	-0.566	5.090	1.0000
1697	12.434	12.337	0.097	0.777	1.0000
1698	12.116	12.228	-0.112	0.925	1.0000
1699	12.648	12.026	0.622	4.914	1.0000
1700	12.045	12.265	-0.220	1.825	1.0000
1701	11.386	11.973	-0.587	5.155	1.0000
1702	11.306	11.861	-0.555	4.910	1.0000
1703	11.615	11.276	0.340	2.923	1.0000
1704	9.925	11.804	-1.878	18.927	0.4369
1705	12.279	11.989	0.290	2.358	1.0000
1706	12.377	11.819	0.558	4.507	1.0000
1707	12.415	12.262	0.153	1.235	1.0000
1708	11.682	11.806	-0.124	1.065	1.0000
1709	12.861	11.664	1.197	9.308	0.6856
1710	11.585	11.566	0.020	0.169	1.0000
1711	11.696	11.709	-0.012	0.105	1.0000
1712	12.501	11.990	0.511	4.084	1.0000
1713	11.109	11.882	-0.774	6.966	1.0000
1715	10.954	11.958	-1.005	9.172	0.8170
1716	11.622	12.203	-0.581	4.996	1.0000
1717	12.630	12.059	0.571	4.524	1.0000
1719	11.767	12.203	-0.436	3.709	1.0000
1720	12.648	11.993	0.655	5.177	1.0000
1722	11.340	11.942	-0.602	5.308	1.0000
1723	12.476	11.741	0.735	5.892	1.0000
1724	11.178	11.838	-0.660	5.906	1.0000
1725	10.741	11.968	-1.227	11.419	0.6691
1726	13.133	12.479	0.654	4.983	1.0000
1727	11.823	12.201	-0.378	3.198	1.0000
1728	13.028	12.714	0.314	2.413	1.0000
1729	12.536	12.181	0.355	2.832	1.0000
1730	11.882	11.955	-0.073	0.614	1.0000
1731	11.604	11.467	0.137	1.183	1.0000
1732	12.778	12.128	0.650	5.090	1.0000
1733	12.755	12.200	0.555	4.353	1.0000
1734	11.862	12.031	-0.169	1.422	1.0000
1735	11.953	12.034	-0.082	0.682	1.0000
1737	9.910	12.307	-2.396	24.182	0.3425
1738	12.149	11.760	0.389	3.202	1.0000
1739	11.904	11.958	-0.054	0.452	1.0000

Robust Multiple Regression Report

Dataset C:\Users\Dr_Ia\Desktop\BHTotalDataSaleDateAvValues313jan2023.NCSS

Dependent Ln_Sale_Price

Warning: At least one value was reset to 0.0 because it was less than the NCSS machine zero of 1E-20. To change the machine zero, choose File > System Options (or Report Options) from the menu and select the Constants tab.

Warning: Variable(Dummy_2010) has been zeroed out. Remove it to prevent errors!

Robust Residuals and Weights (Continued)

Row	Actual Ln_Sale_Price	Predicted Ln_Sale_Price	Residual	Absolute Percent Error	Robust Weight
1740	11.795	12.188	-0.393	3.333	1.0000
1741	11.365	11.808	-0.443	3.896	1.0000
1742	12.867	12.157	0.711	5.523	1.0000
1743	11.586	11.686	-0.100	0.865	1.0000
1744	11.210	12.172	-0.962	8.582	0.8531
1745	11.113	11.799	-0.686	6.170	1.0000
1747	12.084	11.898	0.186	1.540	1.0000
1748	12.289	12.024	0.265	2.156	1.0000
1749	11.021	12.005	-0.985	8.935	0.8335
1750	12.761	12.613	0.148	1.158	1.0000
1751	11.583	12.555	-0.972	8.392	0.8444
1752	12.523	12.178	0.345	2.751	1.0000
1753	12.689	12.220	0.469	3.695	1.0000
1754	12.850	12.340	0.510	3.969	1.0000
1755	12.352	12.150	0.202	1.637	1.0000
1756	11.264	12.465	-1.202	10.671	0.6829
1757	12.078	12.412	-0.333	2.758	1.0000
1758	12.005	12.137	-0.132	1.096	1.0000
1759	12.815	11.586	1.229	9.591	0.6677
1760	11.867	11.899	-0.032	0.269	1.0000
1761	11.912	12.046	-0.134	1.121	1.0000
1762	10.605	11.832	-1.227	11.569	0.6690
1763	12.402	12.389	0.013	0.107	1.0000
1764	11.869	11.196	0.673	5.674	1.0000
1765	11.575	12.655	-1.081	9.335	0.7596
1766	11.441	12.413	-0.972	8.500	0.8441
1768	12.584	12.300	0.283	2.252	1.0000
1770	12.529	12.249	0.279	2.230	1.0000
1771	12.597	11.900	0.697	5.534	1.0000
1772	11.356	11.979	-0.623	5.489	1.0000
1773	12.641	12.321	0.320	2.530	1.0000
1774	10.805	11.984	-1.179	10.909	0.6963
1775	12.692	12.349	0.343	2.705	1.0000
1776	11.028	12.022	-0.994	9.009	0.8261
1777	12.737	12.433	0.304	2.386	1.0000
1778	11.976	12.173	-0.196	1.639	1.0000
1779	11.221	11.284	-0.063	0.562	1.0000
1780	11.326	11.617	-0.292	2.577	1.0000
1781	11.180	11.708	-0.528	4.723	1.0000
1782	12.446	12.060	0.385	3.096	1.0000
1783	13.354	12.756	0.599	4.482	1.0000
1784	12.150	11.991	0.159	1.307	1.0000
1785	12.219	12.162	0.056	0.461	1.0000

Robust Multiple Regression Report

Dataset C:\Users\Dr_Ia\Desktop\BHTotalDataSaleDateAvValues313jan2023.NCSS

Dependent Ln_Sale_Price

Warning: At least one value was reset to 0.0 because it was less than the NCSS machine zero of 1E-20. To change the machine zero, choose File > System Options (or Report Options) from the menu and select the Constants tab.

Warning: Variable(Dummy_2010) has been zeroed out. Remove it to prevent errors!

Robust Residuals and Weights (Continued)

Row	Actual Ln_Sale_Price	Predicted Ln_Sale_Price	Residual	Absolute Percent Error	Robust Weight
1786	12.688	12.127	0.561	4.422	1.0000
1787	12.005	11.876	0.130	1.080	1.0000
1788	12.343	11.935	0.408	3.304	1.0000
1789	12.831	12.246	0.585	4.559	1.0000
1790	11.105	11.959	-0.855	7.697	0.9603
1791	11.691	12.166	-0.475	4.064	1.0000
1792	12.212	11.994	0.218	1.781	1.0000
1793	12.320	11.688	0.632	5.133	1.0000
1794	11.789	12.194	-0.405	3.437	1.0000
1795	11.481	11.227	0.254	2.210	1.0000
1796	12.200	12.090	0.110	0.898	1.0000
1797	11.727	12.268	-0.541	4.614	1.0000
1798	11.657	11.895	-0.238	2.040	1.0000
1799	11.593	11.323	0.270	2.327	1.0000
1800	11.254	12.146	-0.893	7.933	0.9194
1801	12.836	11.837	1.000	7.788	0.8211
1802	11.110	11.212	-0.102	0.915	1.0000
1805	12.690	12.496	0.193	1.522	1.0000
1806	12.381	12.098	0.283	2.288	1.0000
1808	13.415	11.839	1.576	11.749	0.5208
1809	12.968	11.755	1.213	9.354	0.6767
1810	12.562	12.099	0.463	3.683	1.0000
1812	11.994	11.597	0.397	3.311	1.0000
1813	11.828	12.185	-0.357	3.020	1.0000
1814	11.951	12.027	-0.077	0.642	1.0000
1815	11.635	12.041	-0.406	3.491	1.0000

Robust Multiple Regression Report

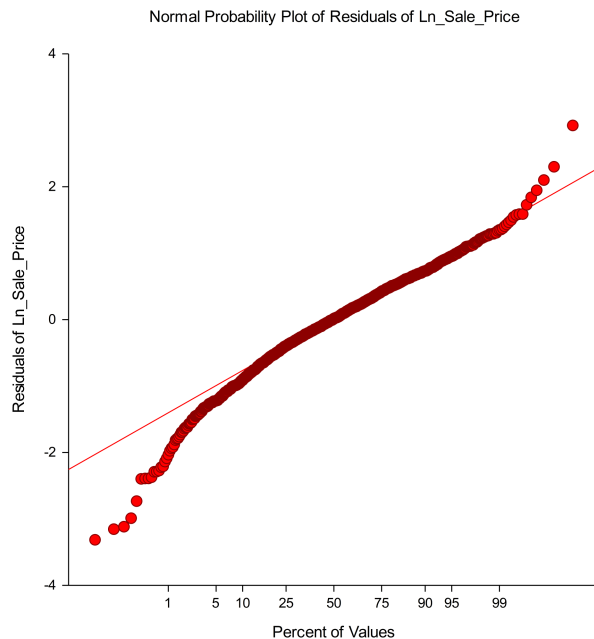
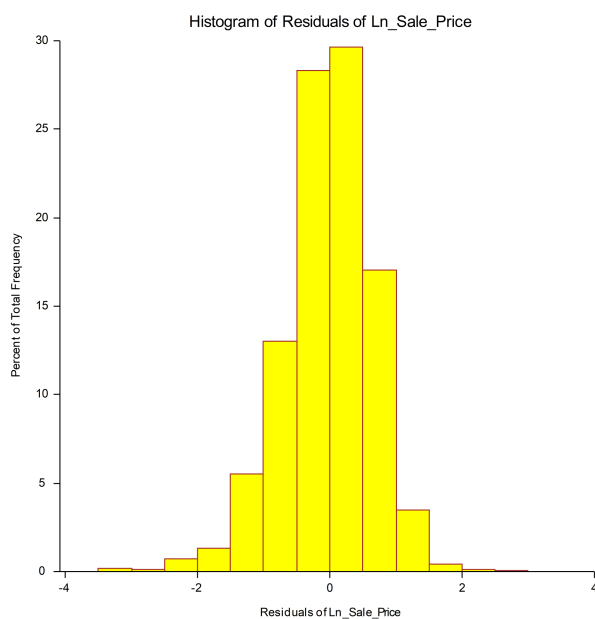
Dataset C:\Users\Dr_Ia\Desktop\BHTotalDataSaleDateAvValues313jan2023.NCSS

Dependent Ln_Sale_Price

Warning: At least one value was reset to 0.0 because it was less than the NCSS machine zero of 1E-20. To change the machine zero, choose File > System Options (or Report Options) from the menu and select the Constants tab.

Warning: Variable(Dummy_2010) has been zeroed out. Remove it to prevent errors!

Distributional Plots of Residuals



Robust Multiple Regression Report

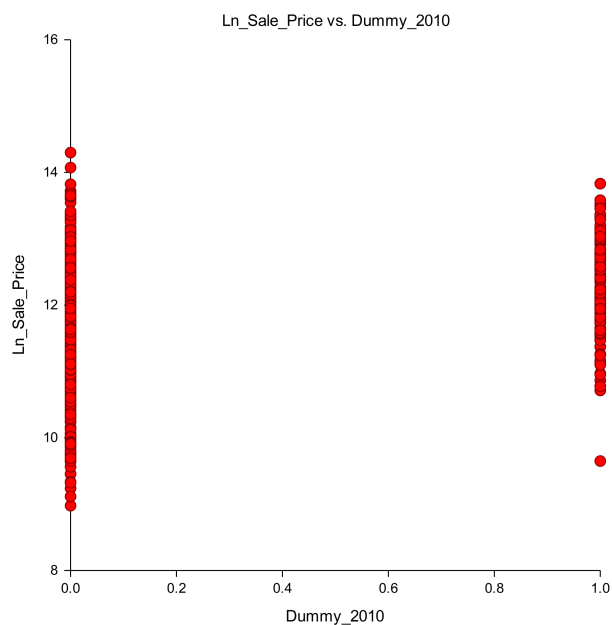
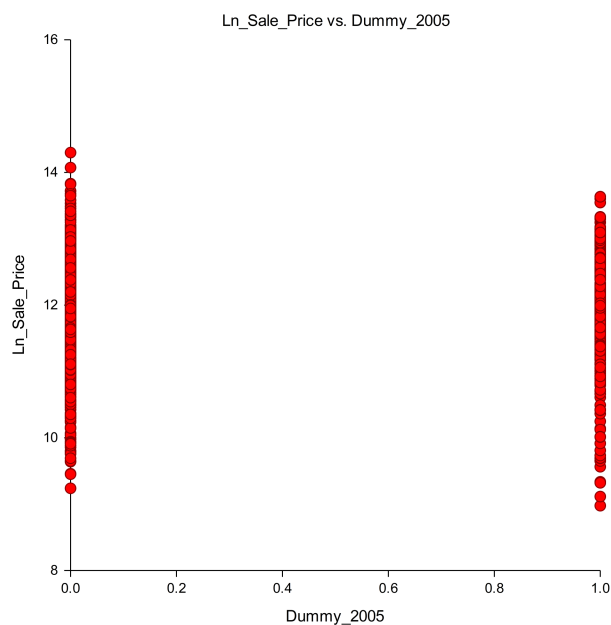
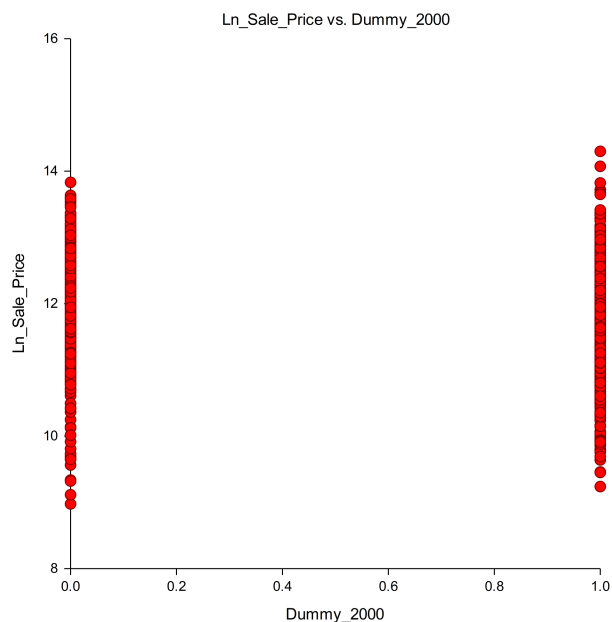
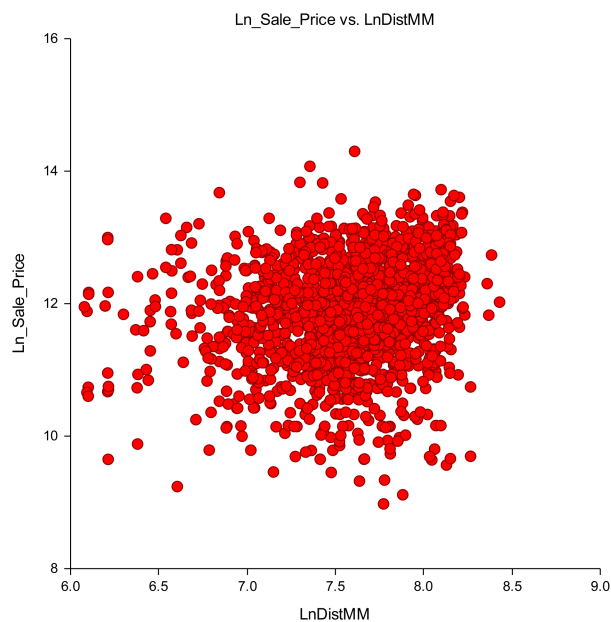
Dataset C:\Users\Dr_Ia\Desktop\BHTotalDataSaleDateAvValues313jan2023.NCSS

Dependent Ln_Sale_Price

Warning: At least one value was reset to 0.0 because it was less than the NCSS machine zero of 1E-20. To change the machine zero, choose File > System Options (or Report Options) from the menu and select the Constants tab.

Warning: Variable(Dummy_2010) has been zeroed out. Remove it to prevent errors!

Y vs X Plots



Robust Multiple Regression Report

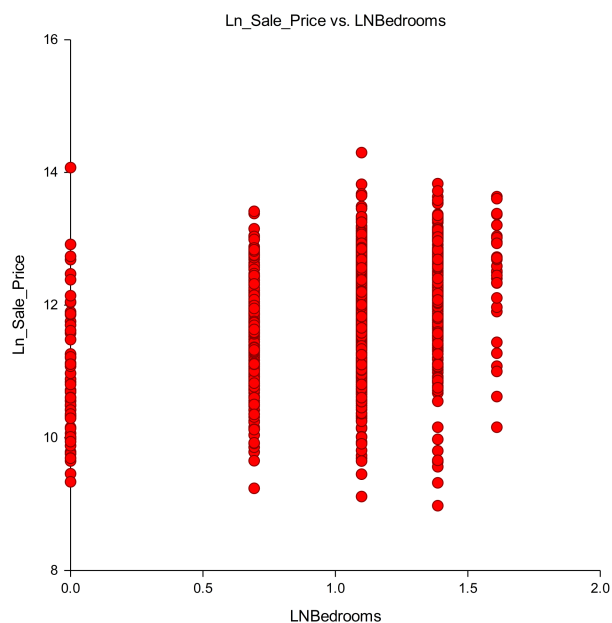
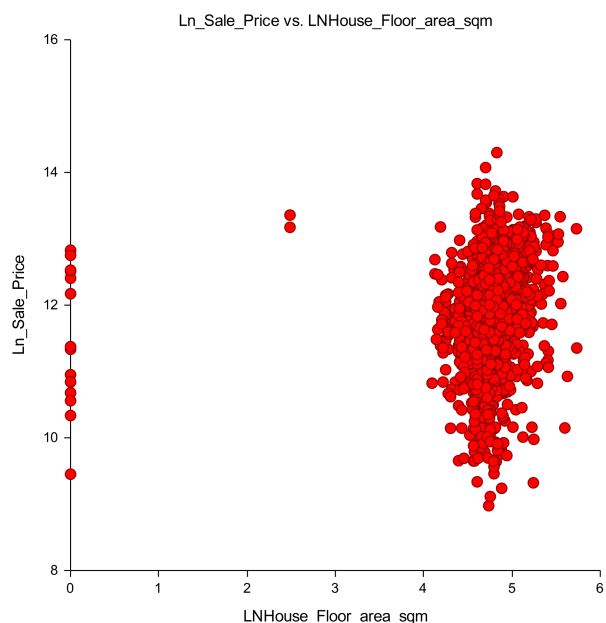
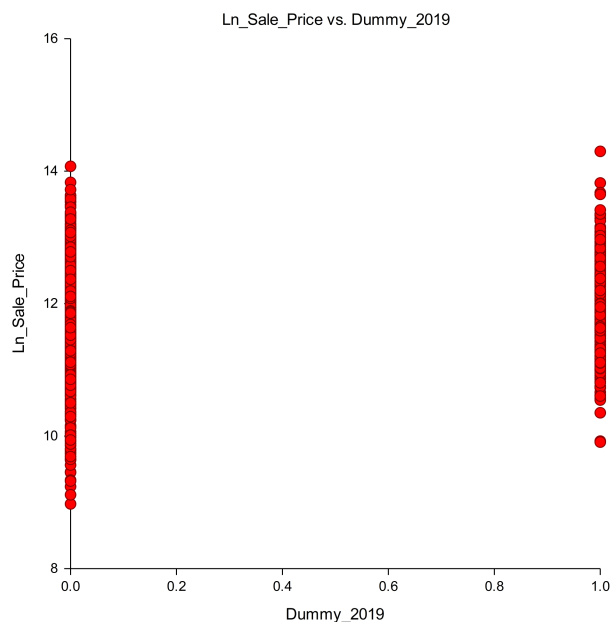
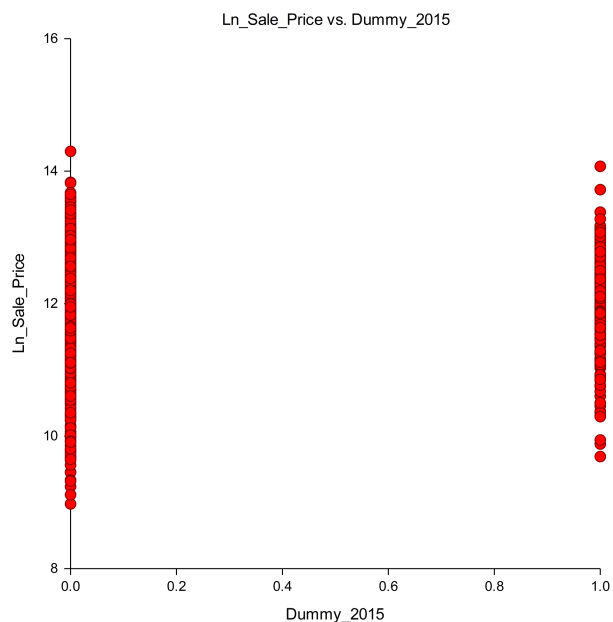
Dataset C:\Users\Dr_Ia\Desktop\BHTotalDataSaleDateAvValues313jan2023.NCSS

Dependent Ln_Sale_Price

Warning: At least one value was reset to 0.0 because it was less than the NCSS machine zero of 1E-20. To change the machine zero, choose File > System Options (or Report Options) from the menu and select the Constants tab.

Warning: Variable(Dummy_2010) has been zeroed out. Remove it to prevent errors!

Y vs X Plots (Continued)



Robust Multiple Regression Report

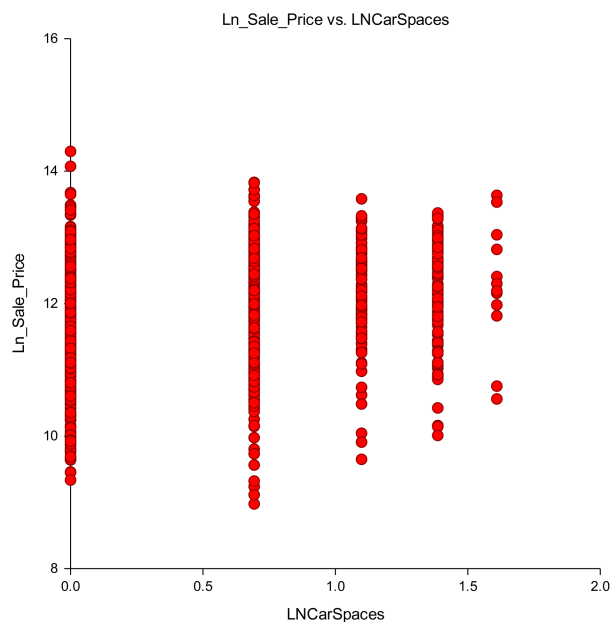
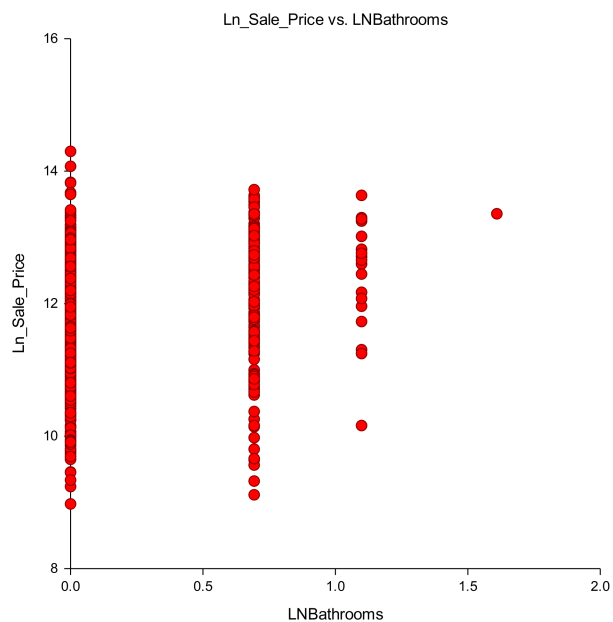
Dataset C:\Users\Dr_Ia\Desktop\BHTotalDataSaleDateAvValues313jan2023.NCSS

Dependent Ln_Sale_Price

Warning: At least one value was reset to 0.0 because it was less than the NCSS machine zero of 1E-20. To change the machine zero, choose File > System Options (or Report Options) from the menu and select the Constants tab.

Warning: Variable(Dummy_2010) has been zeroed out. Remove it to prevent errors!

Y vs X Plots (Continued)



Robust Multiple Regression Report

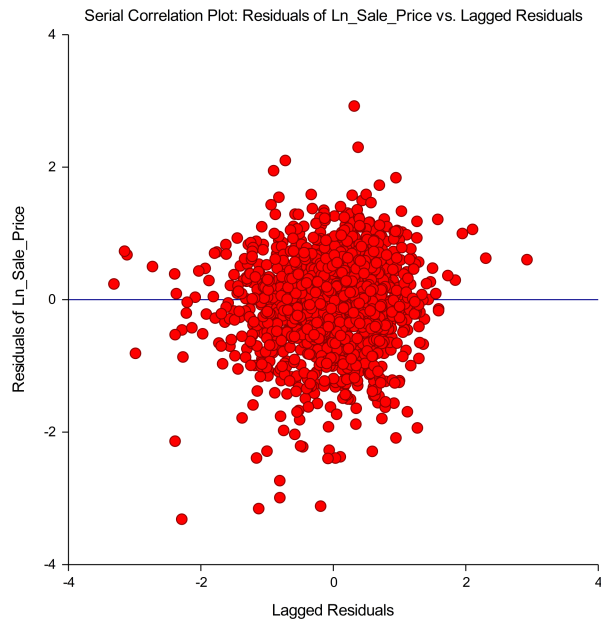
Dataset C:\Users\Dr_Ia\Desktop\BHTotalDataSaleDateAvValues313jan2023.NCSS

Dependent Ln_Sale_Price

Warning: At least one value was reset to 0.0 because it was less than the NCSS machine zero of 1E-20. To change the machine zero, choose File > System Options (or Report Options) from the menu and select the Constants tab.

Warning: Variable(Dummy_2010) has been zeroed out. Remove it to prevent errors!

Serial Correlation Plot: Residuals vs Lagged Residuals



Robust Multiple Regression Report

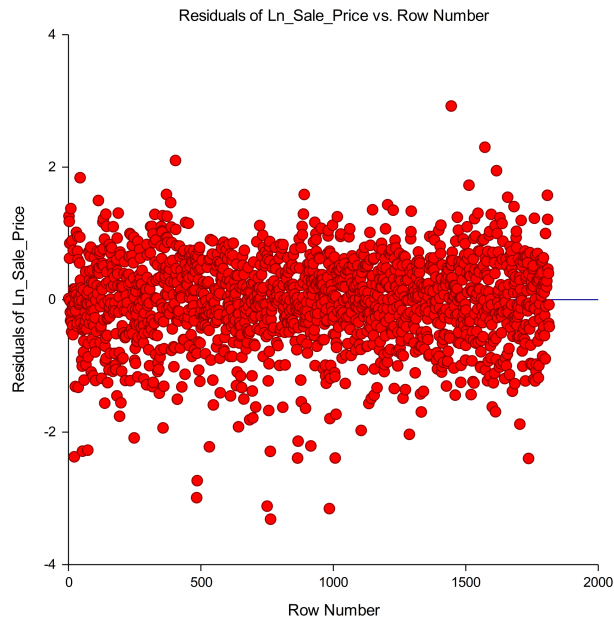
Dataset C:\Users\Dr_Ia\Desktop\BHTotalDataSaleDateAvValues313jan2023.NCSS

Dependent Ln_Sale_Price

Warning: At least one value was reset to 0.0 because it was less than the NCSS machine zero of 1E-20. To change the machine zero, choose File > System Options (or Report Options) from the menu and select the Constants tab.

Warning: Variable(Dummy_2010) has been zeroed out. Remove it to prevent errors!

Sequence Plot: Residuals vs Row



Robust Multiple Regression Report

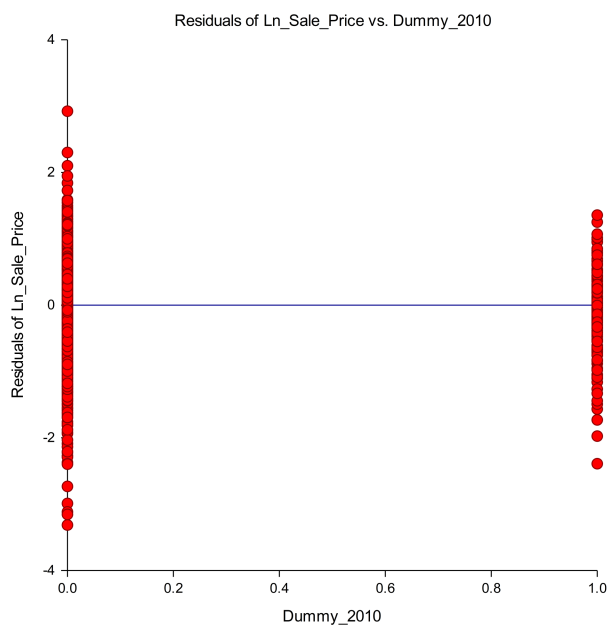
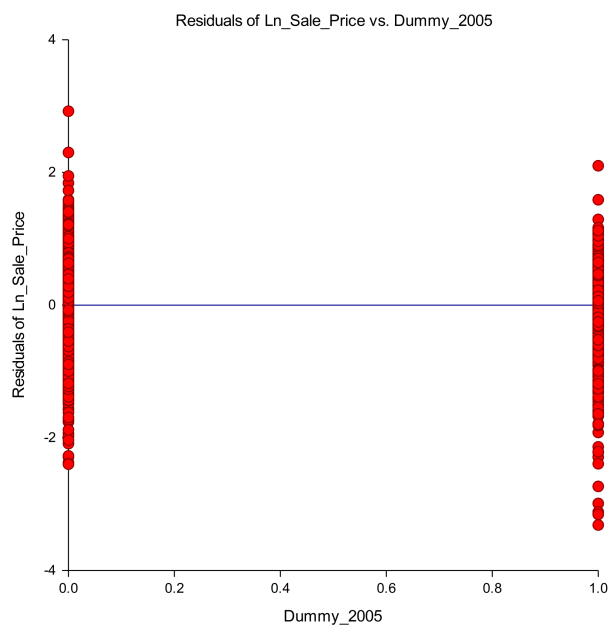
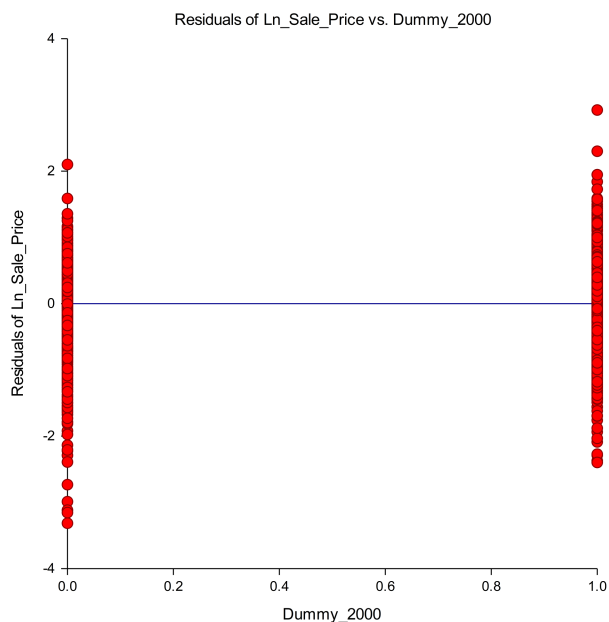
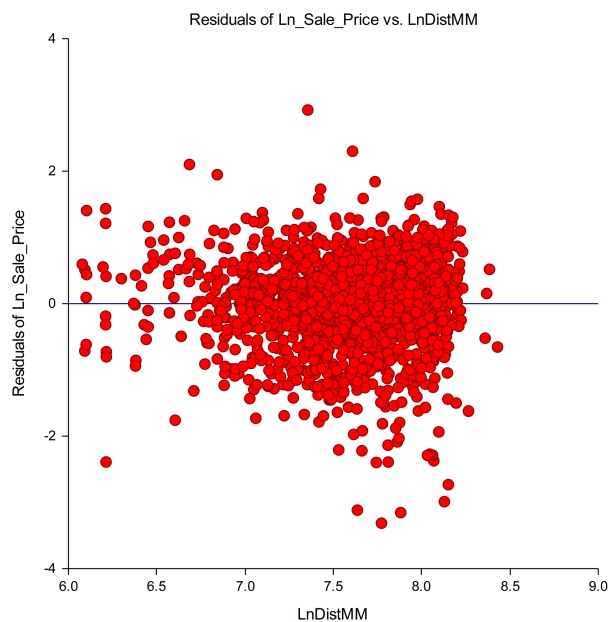
Dataset C:\Users\Dr_Ia\Desktop\BHTotalDataSaleDateAvValues313jan2023.NCSS

Dependent Ln_Sale_Price

Warning: At least one value was reset to 0.0 because it was less than the NCSS machine zero of 1E-20. To change the machine zero, choose File > System Options (or Report Options) from the menu and select the Constants tab.

Warning: Variable(Dummy_2010) has been zeroed out. Remove it to prevent errors!

Residuals vs X Plots



Robust Multiple Regression Report

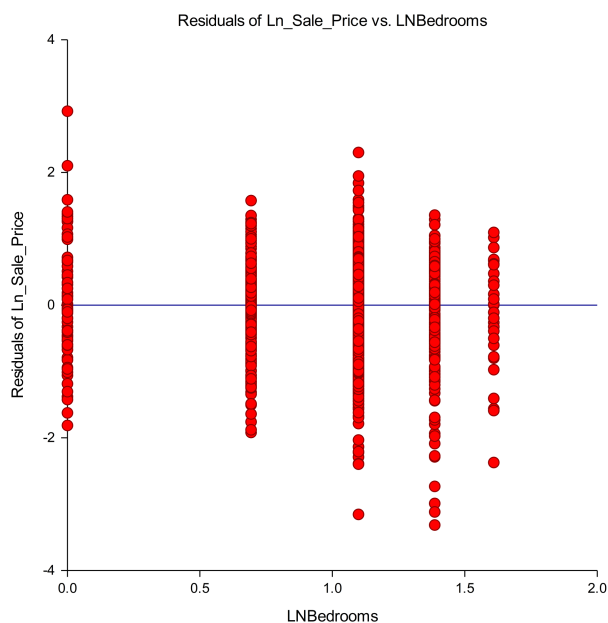
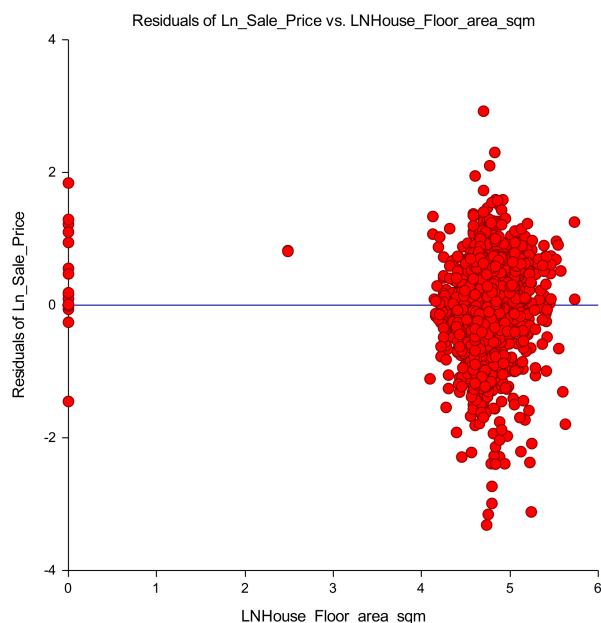
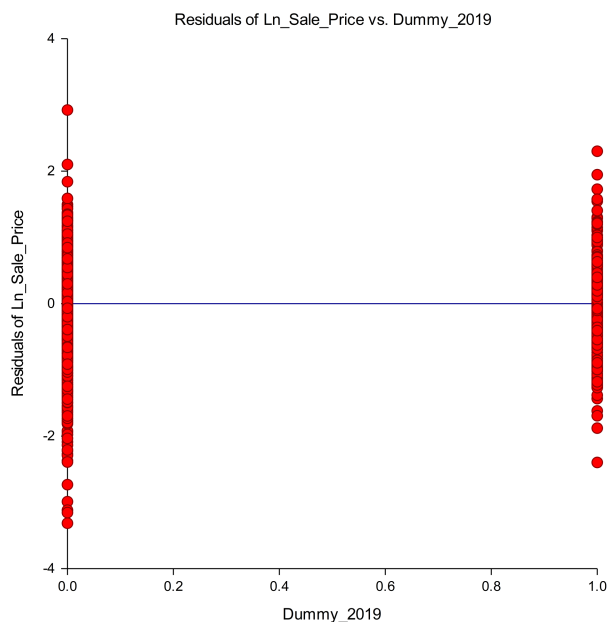
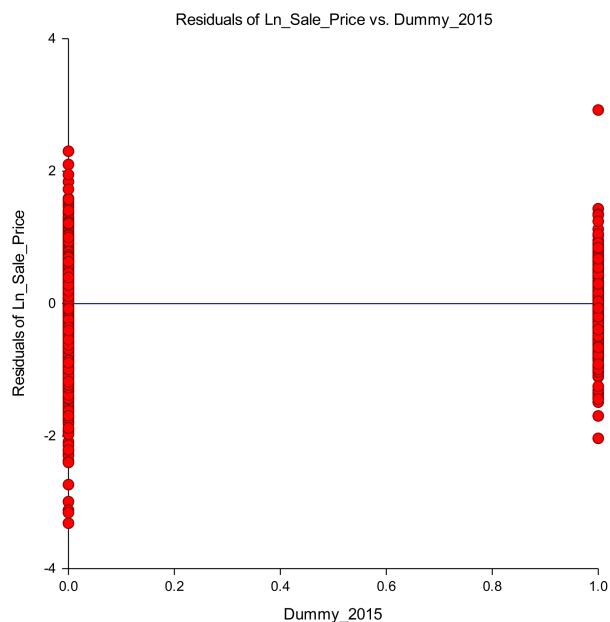
Dataset C:\Users\Dr_Ia\Desktop\BHTotalDataSaleDateAvValues313jan2023.NCSS

Dependent Ln_Sale_Price

Warning: At least one value was reset to 0.0 because it was less than the NCSS machine zero of 1E-20. To change the machine zero, choose File > System Options (or Report Options) from the menu and select the Constants tab.

Warning: Variable(Dummy_2010) has been zeroed out. Remove it to prevent errors!

Residuals vs X Plots (Continued)



Robust Multiple Regression Report

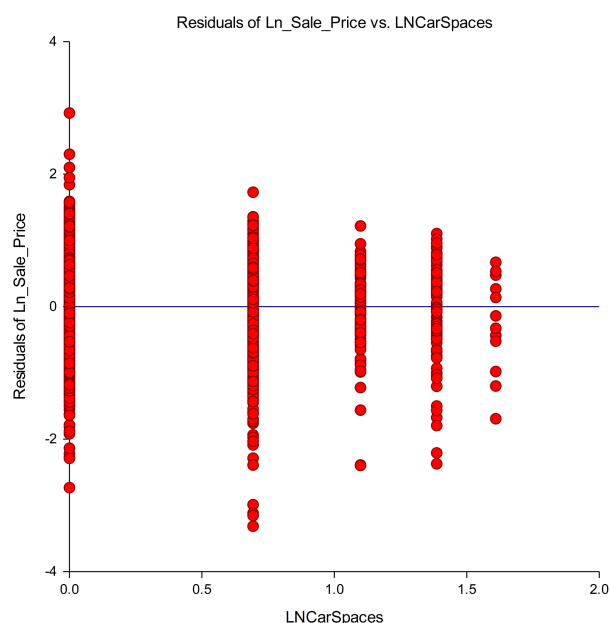
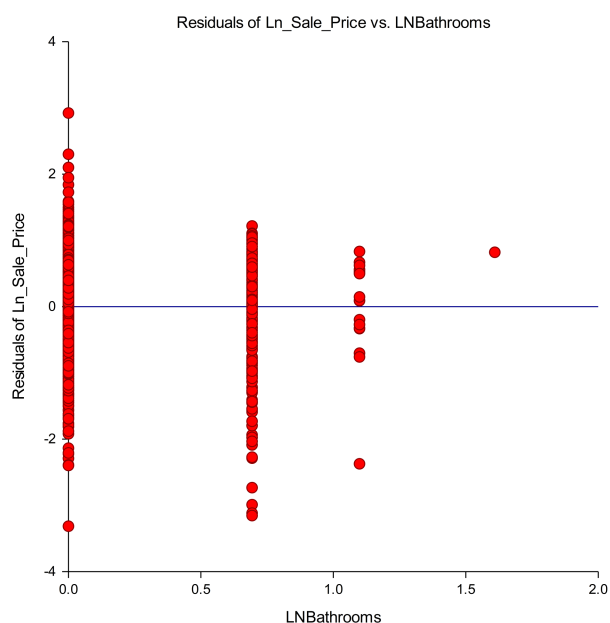
Dataset C:\Users\Dr_Ia\Desktop\BHTotalDataSaleDateAvValues313jan2023.NCSS

Dependent Ln_Sale_Price

Warning: At least one value was reset to 0.0 because it was less than the NCSS machine zero of 1E-20. To change the machine zero, choose File > System Options (or Report Options) from the menu and select the Constants tab.

Warning: Variable(Dummy_2010) has been zeroed out. Remove it to prevent errors!

Residuals vs X Plots (Continued)



Procedure Input Settings

Autosaved Template File

C:\Users\Dr_Ia\Documents\NCSS 2022\Procedure Templates\Autosave\Robust Regression - Autosaved
2023_4_11-17_9_29.t158

Variables, Model Tab

-- Variables -----

Y:

Ln_Sale_Price

Numeric X's:

LnDistMM, Dummy_2000, Dummy_2005, Dummy_2010,
Dummy_2015, Dummy_2019, LNHouse_Floor_area_sqm,
LNBedrooms, LNBathrooms, LNCarSpaces

Categorical X's:

<Empty>

Weights:

<Empty>

-- Regression Model -----

Terms:

1-Way

Remove Intercept

Unchecked

Robust Multiple Regression Report

Dataset C:\Users\Dr_Ia\Desktop\BHTotalDataSaleDateAvValues313jan2023.NCSS

Dependent Ln_Sale_Price

Warning: At least one value was reset to 0.0 because it was less than the NCSS machine zero of 1E-20. To change the machine zero, choose File > System Options (or Report Options) from the menu and select the Constants tab.

Warning: Variable(Dummy_2010) has been zeroed out. Remove it to prevent errors!

Procedure Input Settings (Continued)**Robust Tab**

-- Robust Regression Options -----

.. Robust Method

Robust Influence Function: Huber's Method

Huber's Tuning Constant: 1.345

.. Scale Factor

MAD Scale Factor: 0.6745

.. Stop Iterating When

Maximum Percent Change in Beta Estimates is ≤: 0.001

Number of Iterations is: 30

Reports Tab

-- Alphas and Confidence Levels -----

Tests Alpha: 0.050

Assumptions Alpha: 0.20

Confidence Level: 95

-- Select Reports -----

.. Summaries

Run Summary Checked

Descriptive Statistics Checked

Correlations Unchecked

Iterations - Coefficients Checked

Iterations - Residuals Checked

.. Regression Coefficients

Coef T-Tests|Fixed Wts Checked

Coef T-Tests|Random Wts Checked

Coef CI's|Fixed Wts Checked

Coef CI's|Random Wts Checked

Estimated Equation Checked

Bootstrap CI's Unchecked

.. ANOVA

ANOVA Summary Checked

ANOVA Detail Unchecked

.. Assumptions

PRESS Statistics Checked

Normality Tests Checked

Durbin-Watson Checked

Robust Multiple Regression Report

Dataset C:\Users\Dr_Ia\Desktop\BHTotalDataSaleDateAvValues313jan2023.NCSS

Dependent Ln_Sale_Price

Warning: At least one value was reset to 0.0 because it was less than the NCSS machine zero of 1E-20. To change the machine zero, choose File > System Options (or Report Options) from the menu and select the Constants tab.

Warning: Variable(Dummy_2010) has been zeroed out. Remove it to prevent errors!

Procedure Input Settings (Continued)**Reports Tab (Continued)**

.. X Diagnostics	
R ²	Checked
Variable Omission	Checked
Sum of Squares	Checked
Sequential Models	Checked
Multicollinearity	Checked
.. Eigenvalues	
Eigenvalues - Centered	Unchecked
Eigenvectors - Centered	Unchecked
Eigenvalues - Uncentered	Unchecked
Eigenvectors - Uncentered	Unchecked
.. Row-by-Row Lists	
Show:	All Rows
Predicted for Means	Unchecked
Predicted for Individuals	Unchecked
Residuals	Unchecked
Regression Diagnostics	Unchecked
DFBETAS	Unchecked
Robust Residuals	Checked
Weight Cutoff:	1

Report Options Tab

-- Labels -----	
Stagger label and output if label length is ≥	15
-- Decimal Places -----	
Precision:	Double
Reg Coefficients:	5
Std Error of b's:	6
Test Statistics:	3
Probabilities:	4
Percentages:	3
Means:	3
Std Deviations:	3
R ² , Correlations, Standardized Coef's:	4
Mean Squares, Sum of Squares:	2
Y's, Residuals, etc.:	3
Std Error of Y:	3
Eigenvalues:	4
Eigenvectors:	4
Diagonal of X'X Inverse:	All

Robust Multiple Regression Report

Dataset C:\Users\Dr_Ia\Desktop\BHTotalDataSaleDateAvValues313jan2023.NCSS

Dependent Ln_Sale_Price

Warning: At least one value was reset to 0.0 because it was less than the NCSS machine zero of 1E-20. To change the machine zero, choose File > System Options (or Report Options) from the menu and select the Constants tab.

Warning: Variable(Dummy_2010) has been zeroed out. Remove it to prevent errors!

Procedure Input Settings (Continued)**Plots Tab**

-- Select Plots -----	
.. Distribution of Residuals	
Histogram	Checked
Probability Plot	Checked
.. Y vs X	
Y vs X	Checked
.. Residual Analysis Plots	
Serial Correlation	Checked
Resids vs Row	Checked
RStudent vs Hat	Unchecked
Resids vs Yhat	Unchecked
Resids vs X	Checked
RStudent vs X	Unchecked
Partial Resids vs X	Unchecked
.. Bootstrap Histograms	
Coefficient C.I.'s	Checked

Storage Tab

-- Select Items to Store with the Dataset -----	
.. Row-by-Row Items	
Predicted Y	Unchecked
Residuals	Unchecked
Standard Error of the Predicted Mean	Unchecked
Lower Confidence Limit of the Predicted Mean	Unchecked
Upper Confidence Limit of the Predicted Mean	Unchecked
Standard Error of a Predicted Individual	Unchecked
Lower Confidence Limit of a Predicted Individual	Unchecked
Upper Confidence Limit of a Predicted Individual	Unchecked
Rstudent	Unchecked
Hat Diagonals	Unchecked
CovRatio	Unchecked
Dffits	Unchecked
MSE(i)	Unchecked
Cook's D	Unchecked
Robust Weights	Unchecked
DFBETAS	Unchecked
.. Matrices	
X'X Inverse Matrix	Unchecked
VC(Betas) Matrix	Unchecked
Expanded X Matrix	Unchecked

Robust Multiple Regression Report

Dataset C:\Users\Dr_Ia\Desktop\BHTotalDataSaleDateAvValues313jan2023.NCSS

Dependent Ln_Sale_Price

Warning: At least one value was reset to 0.0 because it was less than the NCSS machine zero of 1E-20. To change the machine zero, choose File > System Options (or Report Options) from the menu and select the Constants tab.

Warning: Variable(Dummy_2010) has been zeroed out. Remove it to prevent errors!

Procedure Input Settings (Continued)**Storage Tab (Continued)**

.. Storage Options	
Storage Location:	In empty column(s) after the last column with data
Skip one or more columns before item storage	Unchecked
Rename the storage column(s) using the item name(s)	Checked
Add a Note about each stored item in the Column Info table	Checked
Overlay storage data when the Group By System is active	Unchecked